


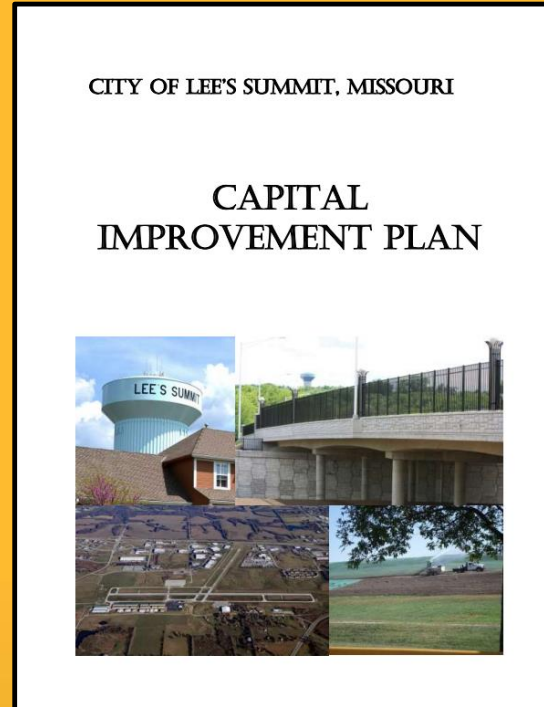
FY24 Capital Improvement Plan




Water




Airport



Sewer




Streets
Bridges
Signals



Facilities



Stormwater



Parks & Recreation

May 25, 2023

Planning Commisison Meeting

Yours Truly

FY24 CIP Timeline

- ❖ November 14, 2022 – Public Works Committee (PWC) FY24 CIP Kickoff
- ❖ February 8, 2023 – Annual License Tax Committee Meeting
- ❖ February 14, 2023 – PWC Guidance for FY24 CIP
- ❖ April 10, 2023 – PWC submittal for FY24 CIP to posted for Public Comment
- ❖ May 8, 2023 - Staff report to PWC, with public comments
- ❖ May 16, 2023 - Staff report to Council, with public comments
- ❖ Public Comment Period for CIP: April 7-30, 2023
- ❖ Planning Commission Public Hearing and Resolution, May 25, 2023
- ❖ CC Resolution Adopting the 2024-2028 CIP (June)
- ❖ CC FY24 Budget Approval (June)

What is the Capital Improvement Plan (CIP)

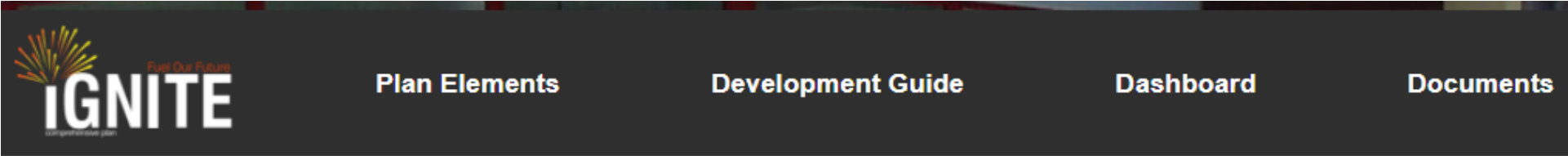
❖ The CIP is both a Plan and a Budget

- ❖ Five-year Planning Document that annually amends the Comprehensive Plan
- ❖ Fiscally constrained: all project supported by known revenue source and limited by projected revenues
- ❖ Long-lasting, public infrastructure projects that include Roads, Water, Sewer, Buildings/Facilities, Parks, IT Networks
- ❖ Local Practice: Projects greater than \$75,000 that exceeds the administrative approval limit in the Procurement Policy
- ❖ Funding shown in FY2024 are adopted as part of the City's annual budget for FY24

State Statutory Definition: (RSMo 447.700)

"Public capital improvements", capital improvements or facilities owned by a governmental agency and which such agency has authority to acquire, pay the costs of, maintain, relocate or operate, or to contract with other persons to have the same done, including but not limited to, highways, roads, streets, electrical, gas, water and sewer facilities, railroad and other transportation facilities, and air and water pollution control and solid waste disposal facilities.

Comprehensive Plan



Fuel Our Future Plan Elements

To continue to ignite "a vibrant community ensuring the finest quality of life for all generations" over the next 20 years, the Lee's Summit community created plans around seven essential elements of a successful community.



Quality of Life

Health | Safety | Arts / Culture /
Preservation | Education | Parks & Rec



Strong Neighborhoods & Housing Choice

Housing



Resilient Economy

Economic Development



Multimodal Transportation

Streets | Transit | Sidewalks & Trails



Facilities & Infrastructure

City Services



Sustainable Environment

Environment



Land Use & Community Design

Land Use / Urban Design | Downtown |
Community Appearance

Strategic Plan

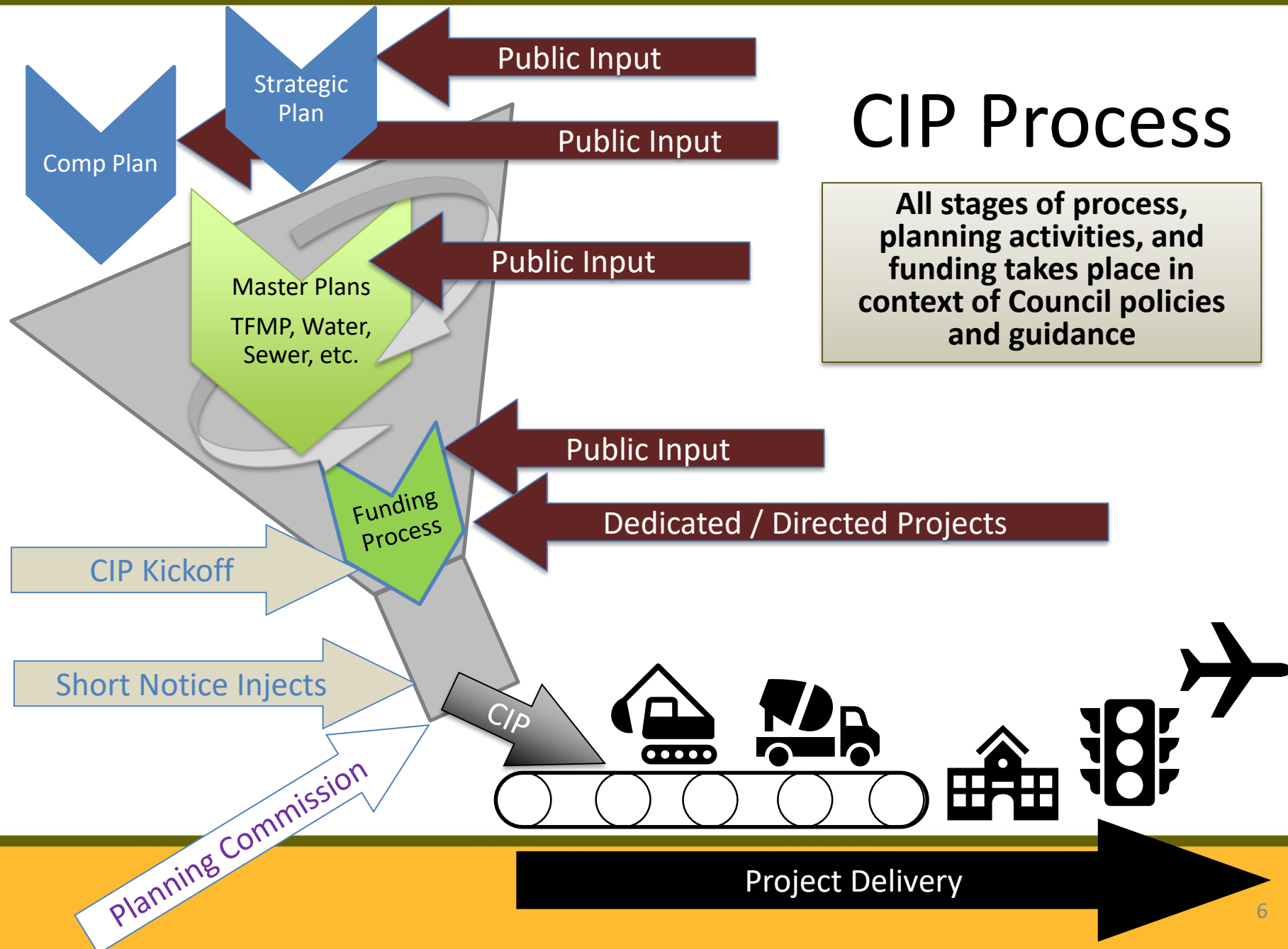


City of Lee's Summit

Strategic Plan Implementation Report

August 2020

- Vision
A vibrant community ensuring the finest quality of life for generations
- Mission
To enrich lives in our community through collaboration, creativity and commitment
- Values
Stewardship
Integrity
Service Excellence



FY24 CIP Overview

❖ FY24 CIP Highlights

- ❖ Total 5-year funding estimated at \$624 million
- ❖ Closing 17 projects totaling \$16 million
- ❖ Adding 31 new projects estimated at \$155 million
- ❖ FY24 CIP includes projects approved by voters as part of the April 2023 No Tax Increase Bond Issue

❖ Process to address public comments related to new projects

- ❖ Previously Committed projects and programs remain committed
- ❖ Update costs due to inflation or annual program cycles based on infrastructure conditions
- ❖ Review cash flow capacity
- ❖ Assess projects recommended by Public Works Committee

❖ Assessed project alignment with Strategic Plan and iGNITE Comprehensive Plan

2024-2028 CIP Funding Summary

(Costs in \$1,000s)

Project	Prior Yrs.	2024	2025	2026	2027	2028	Total
Public Works Programs	9,156	12,455	10,955	11,991	12,607	13,170	70,334
Water Utilities Programs	966	758	306	761	122	-	2,913
Facilities Programs	341	2,879	1,973	2,301	3,767	3,381	14,642
Airport	4,184	9,980	15,554	9,686	3,229	10,401	53,034
Bridges, Streets and Signals*	68,887	50,257	28,815	16,050	10,910	8,800	183,719
Facilities	15,435	23,025	19,390	30,153	8,154	-	96,157
Parks and Recreation	1,750	6,445	19,787	2,812	5,833	2,563	39,190
Storm Water**	14,686	10,585	3,950	500	500	500	30,721
Sanitary Sewer	19,607	13,403	2,764	2,763	8,036	24,275	70,848
Water	14,626	10,597	10,320	9,917	8,867	8,447	62,774
Total	149,638	140,384	113,814	86,934	62,025	71,537	624,332
*Costs include water and sewer funding associated with road construction.							
**Costs include streets, water and sewer funding associated with stormwater construction.							

Major Dedicated Funding Sources

- ❖ CIP Sales Taxes approved by voters
 - ❖ Renewed in 2017 for 15 years (sunsets in 2032)
 - ❖ Streets, bridges, signals, lighting and stormwater projects
- ❖ Transportation Sales Tax
 - ❖ Annual Pavement Management Programs
 - ❖ Right of Way (ROW) Infrastructure Rehabilitation
 - ❖ Traffic Programs
 - ❖ Transportation Projects
- ❖ Parks & Rec Sales Tax and User Fees
- ❖ Water & Sewer Tap Fees and Billing Rates

Major Dedicated Funding Sources

❖ General Obligation Bonds approved by voters

- ❖ Dedicated to specific projects or project types listed in the ballot language
- ❖ Current projects: Fire Station #4, Fire Station #5
- ❖ April 4, 2023 No Tax Increase Bond Issue (\$186 million over ten years)

❖ Use Tax

- ❖ Mirrors Dedicated sales taxes
- ❖ Parks, CIP Sales Tax Renewal, Transportation

❖ TIF/TDD

Major Dedicated Funding Sources

❖ State & Federal Grants

- ❖ Most common grants are for Airport and Streets
- ❖ Other grants received for Stormwater, Sanitary Sewer
- ❖ Community Bus Service Program – ATA/OATS

❖ Excise Tax

- ❖ Tax paid by development or re-development that increases traffic
- ❖ Limited to street projects
- ❖ Annually reported to the License Tax Review Committee

Project Review Process

- ❖ Council Guidance
 - ❖ Evaluate existing conditions in context of Strategic Plan
 - ❖ Evaluate infrastructure growth as to how a project or program supports the iGNITE comprehensive plan
- ❖ Review public comments, Council comments, and other sources of input from the past year(s) (i.e. FY23 CIP Comments)
- ❖ City Staff evaluated using guidance from Council
- ❖ Review, discuss and confirm with Public Works Committee
- ❖ Submit summary report to full Council

Public Comment Process to Date

❖ PWC November 14 (2022); February 14, April 4 and May 8 of 2023

❖ Online forum April 7 to April 30, 2023

Web Link:

<https://cityofls.net/public-works/infrastructure-capital-projects/capital-improvement-plan-cip/cip-public-hearing>

❖ Received 9 comments

❖ 1 Airport; 5 Streets; 3 miscellaneous

Unfunded Projects & Program Reviewed Priorities*

- ~~Lakewood Way north of Bowlin Road (Proposed NTIB Project)~~
- ~~Lakewood Way south of Bowlin Road (Proposed NTIB Project)~~
- ~~Olive and Orchard Stormwater/Complete Streets (Funded CIP)~~
- ~~Little Blue River MARC/USACE stormwater master plan (Funded CIP)~~
- ~~Airport Hanger 2 (Proposed NTIB Project)~~
- Expand Transit Services (Add Fixed Routes)
- Traffic Signals (Newly Warranted; e.g. Chipman & Todd George)
- RR Spur Maintenance Program
- ~~SE Douglas Street from Blue Pkwy to 4th Street (Proposed NTIB Project)~~
- ~~Langsford Road (Access Management) (Proposed NTIB Project)~~
- ~~Sampson Road Bridge Replacement (ARPA Grant Project)~~

**Project lined out were approve for funding as part of the April 2023 No-Tax Increase Bond Issue (NTIB)*

Unfunded Project & Program Priorities*

- ~~SW Scherer Road (Sampson Road to M-291) (Proposed NTIB Project)~~
- ~~Longview Blvd. (Longview Road to Scherer Road) (Proposed NTIB Project)~~
- ~~Todd George Pkwy. (Colbern to Woods Chapel) (Proposed NTIB Project)~~
- ~~Public Safety Operations Coordination Center (Proposed NTIB Project)~~
- Hamblen Road south of Bailey Road
- Guardrail Repair/Replacement Program
- Dam Related Bridge(s) Engineering and Repairs
- Persels Access Management (Jefferson to M291)
- Other Projects?
- Other Programs or Additional Program Funding?

***Project lined out were approve for funding as part of the April 2023 No-Tax Increase Bond Issue (NTIB)*

Fund Commitments/Cash Flow Projects

- ~~1. 4th & Main Parking Lot~~
- ~~2. Rock Island Trailhead~~
- ~~3. Shenandoah / Lakewood Way lighting~~
- ~~4. Streambank stabilizations~~
5. *Stormwater Projects*
6. *Curb replacement*
7. *Sidewalk gaps*
8. *Colbern Road*
9. *Pryor Road Phase 1*

- ~~10. 3rd Street: US 50 to Jefferson~~
- ~~11. NW Ward Road Phase 1~~
- ~~12. NW Ward Road Phase 2~~
- ~~13. Pryor Road Phase 2~~
14. *NE Douglas 2nd to Chipman*
15. *CMP Replacement*
- ~~16. 3rd Street, Green to M291~~
- ~~17. Scherer Road Phase 1~~
- ~~18. Independence Ave.~~
19. *Augment MoDOT system projects*

2024-2028 CIP Funding Summary

(Costs in \$1,000s)

Project	Prior Yrs.	2024	2025	2026	2027	2028	Total
Public Works Programs	9,156	12,455	10,955	11,991	12,607	13,170	70,334
Water Utilities Programs	966	758	306	761	122	-	2,913
Facilities Programs	341	2,879	1,973	2,301	3,767	3,381	14,642
Airport	4,184	9,980	15,554	9,686	3,229	10,401	53,034
Bridges, Streets and Signals*	68,887	50,257	28,815	16,050	10,910	8,800	183,719
Facilities	15,435	23,025	19,390	30,153	8,154	-	96,157
Parks and Recreation	1,750	6,445	19,787	2,812	5,833	2,563	39,190
Storm Water**	14,686	10,585	3,950	500	500	500	30,721
Sanitary Sewer	19,607	13,403	2,764	2,763	8,036	24,275	70,848
Water	14,626	10,597	10,320	9,917	8,867	8,447	62,774
Total	149,638	140,384	113,814	86,934	62,025	71,537	624,332
*Costs include water and sewer funding associated with road construction.							
**Costs include streets, water and sewer funding associated with stormwater construction.							

Action Requested

Resolution Adopting the 2024-2028 Capital Improvement Plan as an Amendment to the City of Lee's Summit Comprehensive Plan, as Amended, and Approving the Location, Extent and Character of all Public Improvements Described in the City of Lee's Summit 2024-2028 Capital Improvement Plan.

George Binger, P.E.

City Engineer

Geoge.binger@cityofls.net

816.969.1800



Yours Truly