

AUGUST 2022

Park Board Meeting Packet



*Patrons enjoyed Jamaican Jam on July 22nd
at Legacy Park Amphitheater*



*Camp Summit Youth showing off the crafts they
created together during their many activities*



*The Phil Collins Experience visited the Legacy Park
Amphitheater on August 5th*



*The Viele Park renovation project is nearing
completion*



MISSION

*To provide our community with outstanding
recreational services, facilities, and parks.*



PARKS AND RECREATION BOARD MEETING					
City of Lee’s Summit, Missouri ♦ 220 SE Green Street ♦ Lee’s Summit, Missouri					
AGENDA					
DATE:	August 24, 2022	TIME:	6:00 PM	PLACE:	Strother Conference Room
6:00 PM Meeting Call to Order @ Strother Conference Room				President, Lawrence Bivins	
SPECIAL GUESTS					
CITIZEN COMMENTS					
PRESENTATIONS					
Park Master Plan					
AGENDA ITEM					
APPROVAL OF MINUTES:					
• July 27, 2022 Park Board Minutes				1-2	
TREASURER’S REPORT: read by Samantha Shepard, Treasurer (includes July 2022 Report)				Devin Blazek	3-12
SALES/USE TAX REPORT: July 2022				Devin Blazek	13-14
BOARD APPROVAL ITEMS					
• Osage Trails Pickleball Courts				Steve Casey	15-17
• Park Master Plan				Steve Casey	18-71
OLD BUSINESS					
Projects and Services Review				All Staff	72-79
• Capital Projects Plan:					
Velie Park Update				Steve Casey	80-83
Pleasant Lea Park Update				Steve Casey	84-88
NEW BUSINESS					
Web Site Redesign				Brooke Chestnut	89
End of Activity Reports				Various Staff	90-120
PATRON COMMENT REVIEW				Joe Snook	121-126
MONTHLY CALENDARS				For Information Only	127-128
ROUNDTABLE				Park Board Members and Staff	N/A
OTHER ITEMS TO BE BROUGHT BEFORE THE BOARD				Joe Snook	N/A
MEETING ADJOURNMENT					
CLOSED SESSION:					
Pursuant to Section 610.021(1) of the Revised Statutes of the State of Missouri pertaining to legal actions, causes of action or litigation involving a public governmental body and any confidential or privileged communications between a public governmental body or its representatives and its attorneys.					
BOARD COMMITTEES					
Budget		Personnel		Youth Sports	
Samantha Shepard-Chair		Jim Huser-Chair		Lawrence Bivins	
Bernadette Basham		Mindy Aulenbach		Casey Crawford	
Wesley Fields		Jon Ellis		Foundation Board	
				Tyler Morehead	
				Mindy Aulenbach	



<p>Capital Projects Plan</p>	<p>Velie Park Improvements: Supporting documentation (See pages 32-35). Mr. Casey said its very busy and they are in the home stretch. The playground turf is being installed. The shelter installation will begin being installed soon. Staff estimated three weeks out from being complete. Mr. Snook stated a ribbon cutting will be organized shortly after it's completed and open.</p> <p>Pleasant Lea Park Improvements: Supporting documentation (See pages 36-40) Mr. Casey said they are doing contract work behind the scenes and will be starting this project once Velie Park is completed. He said the bulk of the work will be completed in the fall and staff anticipats being done by the end of the year. Ms. Basham asked if the racquetball/handball courts will be staying at Pleasant Lea Park. Mr. Casey said yes.</p>	<p>No Board Action.</p> <p>No Board Action.</p>
<p>NEW BUSINESS</p>		
<p>2nd Quarter Security Report</p>	<p>Mr. Snook reviewed the security report with the Board. Mr. Snook stated he was appreciative of LSPD assisting and mitigating the issues at Lea McKeighen Park.</p>	<p>No Board Action.</p>
<p>Fundraising Update</p>	<p>Mr. Dean didn't have anything to add to the report. Mr. Snook stated one of the newest sponsors was very complimentary of LSPR's sponsorship program.</p>	<p>No Board Action.</p>
<p>Participation Numbers of Youth Sports Association</p>	<p>Mr. Snook said staff presented the last four years of data for the Board to review and see how the YSA's participation numbers have trended. Ms. Shepard said the football association advertises at every school and has much more awareness than any other YSA.</p>	<p>No Board Action.</p>
<p>Committee Assignments</p>	<p>President Bivins announced the board committee assignments as follows; Budget Committee: Samantha Shepard- chair, Bernadette Basham, Wesley Fields; Personnel: Jim Huser-chair, Mindy Aulenbach, Jon Ellis; Youth Sports: Lawrence Bivins, Casey Crawford; Foundation- Mindy Aulenbach, Tyler Morehead.</p>	<p>No Board Action.</p>
<p>End of Activity Reports</p>	<p>No additional comments.</p>	<p>No Board Action.</p>
<p>PATRON COMMENT REVIEW</p>		
	<p>Supporting documentation (see pages 52-70) Mr. Ellis complemented the staff on how they comment to patrons and, how Mr. Snook responds to those that come in through the Boards email. Mr. Ellis said it shows transparency.</p>	<p>No Board Action.</p>
<p>MONTHLY CALENDARS</p>		
<p>Supporting documentation (see pages 71-81).</p>		<p>No comments</p>
<p>ROUNDTABLE</p>		
<p>Ms. Shepard thanked staff for a nice summer. Ms. Aulenbach said everything has been so fabulous this summer. Staff does a great job. Mr. Ellis stated on page 44 thank you for making the trends for the security so nice to see that and easier to understand. Mr. Bivins said he enjoyed chairing his first meeting.</p>		
<p>OTHER ITEMS TO BE BROUGHT BEFORE THE BOARD</p>		
<p>Mr. Snook said we are very fortunate, we have a good group of people working in our department to continue to keep services in all areas. He said we may experience some staffing shortages in the next few weeks but there is a plan in place and, may have to modify some things but will not completely close facilities. Mr. Snook said he wants each Board member to pick out a shirt color and size by Friday so that each Board member can have a logo shirt. He also stated Phil Collins tribute band will be at the amphitheater next Friday, Aug. 5. He stated the National Parks and Recreation Conference will be in September and Athletic Business is in Orlando in November. If any board member has an interest in going to either of those conference, they will need to let him know by next Monday.</p>		
<p>MEETING ADJOURNMENT</p>		
<p>The meeting adjourned at 6:48pm and into closed session. Ms. Shepard made a motion to go into closed session, Mr. Ellis seconded the motion. Motion carried unanimously.</p>		

Financial Outlook as of July 31, 2022



Fund	Fund Balance @ 7/31/22
Gamber Community Center	\$ 561,570
Lovell Community Center	\$ 1,333,219
Longview Community Center	\$ (854,864)
Harris Park Community Center	\$ 556,514
Parks and Recreation	\$ 4,861,084
Summit Waves	\$ 568,823
Cemetery	\$ 1,325,324
Construction	\$ 1,764,444
Park COP	\$ 3,190,423

Fund	MTD 7/31/22	Prior YTD Actual	Current YTD Actual	Approved FY23 Budget	Percentage of FY22 Budget
Gamber Community Center					
Revenue	\$ 36,625	\$ 27,800	\$ 36,625	\$ 399,782	9.16%
Expenses	\$ 24,780	\$ 34,762	\$ 24,780	\$ 435,847	5.69%
Income (Loss)	\$ 11,845	\$ (6,962)	\$ 11,845	\$ (36,065)	
Lovell Community Center					
Revenue	\$ 126,656	\$ 110,567	\$ 126,656	\$ 1,864,488	6.79%
Expenses	\$ 124,927	\$ 143,882	\$ 124,927	\$ 2,009,219	6.22%
Income (Loss)	\$ 1,730	\$ (33,314)	\$ 1,730	\$ (144,731)	
Longview Community Center					
Revenue	\$ 64,103	\$ 61,207	\$ 64,103	\$ 1,104,005	5.81%
Expenses	\$ 74,128	\$ 103,959	\$ 74,128	\$ 1,167,263	6.35%
Income (Loss)	\$ (10,025)	\$ (42,752)	\$ (10,025)	\$ (63,258)	
Harris Park Community Center					
Revenue	\$ 249,207	\$ 236,592	\$ 249,207	\$ 1,783,843	13.97%
Expenses	\$ 213,289	\$ 186,331	\$ 213,289	\$ 1,680,202	12.69%
Income (Loss)	\$ 35,917	\$ 50,261	\$ 35,917	\$ 103,641	
Parks and Recreation					
Revenue	\$ 9,721	\$ 34,654	\$ 9,721	\$ 3,940,921	0.25%
Expenses	\$ 401,846	\$ 398,058	\$ 401,846	\$ 3,942,628	10.19%
Income (Loss)	\$ (392,125)	\$ (363,404)	\$ (392,125)	\$ (1,707)	
Summit Waves					
Revenue	\$ 362,203	\$ 310,194	\$ 362,203	\$ 1,021,077	35.47%
Expenses	\$ 215,351	\$ 198,688	\$ 215,351	\$ 1,001,947	21.49%
Income (Loss)	\$ 146,851	\$ 111,506	\$ 146,851	\$ 19,130	
Cemetery					
Revenue	\$ 8,739	\$ 12,617	\$ 8,739	\$ 179,796	4.86%
Expenses	\$ 4,891	\$ 12,420	\$ 4,891	\$ 170,526	2.87%
Income (Loss)	\$ 3,848	\$ 197	\$ 3,848	\$ 9,270	
Construction					
Revenue	\$ 250,000	\$ 350,000	\$ 250,000	\$ 3,000,000	8.33%
Expenses	\$ 146,052	\$ 2,614	\$ 145,833	\$ 1,750,000	8.33%
Income (Loss)	\$ 103,948	\$ 347,386	\$ 104,167	\$ 1,250,000	
Park COP Debt					
Revenue	\$ 467,910	\$ 453,071	\$ 467,910	\$ 5,104,090	9.17%
Expenses	\$ 264,583	\$ 364,583	\$ 264,583	\$ 3,175,000	8.33%
Income (Loss)	\$ 203,327	\$ 88,487	\$ 203,327	\$ 1,929,090	

**GAMBER COMMUNITY CENTER
FUND 201
Financial Report for the Month and Year Ending July 31, 2022**

	Previous Year-to-date July 2021	Month-to-Date July 2022	Year-to-Date July 2022	Year-to-Date Budget	Year-to-Date Variance	Approved FY22 Budget
REVENUES						
Activity & Membership Fees	6,322	10,382	10,382	8,205	2,178	116,257
User Charges	52	88	88	35	53	420
Rentals	6,016	11,570	11,570	8,045	3,525	96,605
Interest	825	-	-	500	(500)	8,000
Other Revenue	-	-	-	-	-	2,700
Miscellaneous	1	1	1	-	1	800
Transfers In from Park COP	14,583	14,583	14,583	14,583	0	175,000
TOTAL REVENUES	27,800	36,625	36,625	31,368	5,257	399,782
EXPENDITURES						
Personnel Services	20,084	20,902	20,902	21,651	(750)	249,662
Other Supplies, Services and Charges	11,943	3,777	3,777	11,889	(8,112)	71,496
Repairs and Maintenance	1,875	102	102	6,737	(6,636)	29,927
Utilities	(1,385)	-	-	3,614	(3,614)	48,806
Capital Outlay	-	-	-	-	-	16,339
Interdepartment Charges	2,245	-	-	2,508	(2,508)	19,617
TOTAL EXPENDITURES	34,762	24,780	24,780	46,400	(21,620)	435,847
NET GAIN / (LOSS)	(6,962)	11,845	11,845	(15,032)	26,877	(36,065)

BEGINNING FUND BALANCE

549,725 ¹

ENDING FUND BALANCE (Preliminary)

561,570

¹ Beginning Fund Balance is final as the year-end audit is complete.

**LOVELL COMMUNITY CENTER
FUND 202
Financial Report for the Month and Year Ending July 31, 2022**

	Previous Year-to-date July 2021	Month-to-Date July 2022	Year-to-Date July 2022	Year-to-Date Budget	Year-to-Date Variance		Approved FY22 Budget
REVENUES							
Activity & Membership Fees	101,562	113,837	113,837	137,040	(23,203)	²	1,701,614
User Charges	118	293	293	121	172		2,132
Rentals	2,730	6,835	6,835	4,305	2,530		60,277
Interest	1,936	-	-	1,750	(1,750)		29,000
Other Revenue	82	1,910	1,910	90	1,820		1,889
Contributions	-	3,750	3,750	3,750	-		15,000
Miscellaneous	620	31	31	3	28		1,058
Transfers In	3,519	-	-	53,519	(53,519)		53,518
TOTAL REVENUES	110,567	126,656	126,656	200,578	(73,922)		1,864,488
EXPENDITURES							
Personnel Services	104,718	103,849	103,849	143,650	(39,801)	³	1,307,967
Other Supplies, Services and Charges	24,437	16,586	16,586	88,471	(71,886)	⁴	205,042
Repairs and Maintenance	3,038	2,345	2,345	7,562	(5,217)		108,887
Utilities	4,014	2,147	2,147	8,028	(5,881)		192,344
Capital Outlay	-	-	-	141,553	(141,553)	⁵	141,533
Interdepartment Charges	7,675	-	-	8,776	(8,776)		53,446
TOTAL EXPENDITURES	143,882	124,927	124,927	398,040	(273,114)		2,009,219
NET GAIN / (LOSS)	(33,314)	1,730	1,730	(197,462)	199,192		(144,731)

BEGINNING FUND BALANCE

1,331,489 ¹

ENDING FUND BALANCE (Preliminary)

1,333,219

¹ **Beginning Fund Balance** is final as the year-end audit is complete.

² An unfavorable variance in Memberships (\$24,400).

³ Workers Compensation expense (\$29,452) has not been recorded at this time. The amount for the entire year is usually booked in the month of July, however, the payment has not been posted in the financial system at the time of this report.

⁴ There is a favorable variance in Recreational Supplies and Professional Fees. In addition, the annual amount for Insurance Expense (\$19,8914) is usually booked in the month of July, however, the payment has not been posted in the financial system at the time of this report.

⁵ The budget includes the replacement of the boiler and this is still in process.

**LONGVIEW COMMUNITY CENTER
FUND 205
Financial Report for the Month and Year Ending July 31, 2022**

	Previous Year-to-date July 2021	Month-to-Date July 2022	Year-to-Date July 2022	Year-to-Date Budget	Year-to-Date Variance		Approved FY22 Budget
REVENUES							
Activity & Membership Fees	58,935	58,004	58,004	72,450	(14,446)	²	916,159
User Charges	19	211	211	142	69		2,180
Rentals	2,252	5,887	5,887	18,422	(12,535)	³	184,439
Miscellaneous	1	1	1	2	(1)		1,227
TOTAL REVENUES	61,207	64,103	64,103	91,015	(26,912)		1,104,005
EXPENDITURES							
Personnel Services	75,981	67,447	67,447	90,741	(23,294)	⁴	785,398
Other Supplies, Services and Charges	14,923	4,345	4,345	21,413	(17,069)	⁵	109,525
Repairs and Maintenance	132	-	-	7,703	(7,703)		56,230
Utilities	7,031	2,336	2,336	14,610	(12,274)	⁶	169,555
Interdepartment Charges	5,892	-	-	6,627	(6,627)		46,545
TOTAL EXPENDITURES	103,959	74,128	74,128	141,095	(66,966)		1,167,253
NET GAIN / (LOSS)	(42,752)	(10,025)	(10,025)	(50,079)	40,054		(63,248)

BEGINNING FUND BALANCE

(844,839) ¹

ENDING FUND BALANCE (Preliminary)

(854,864)

¹ **Beginning Fund Balance** is final as the year-end audit is complete.

² Unfavorable variance in Activities (\$5,140) due to cancelling swim lessons for pool week and Memberships (\$8,375)

³ Empire didn't hold afternoon practices in July and Summit Diving's Dive league didn't have enough teams resulting in an unfavorable variance.

⁴ Workers Compensation expense (\$24,396) has not been recorded at this time. The amount for the entire year is usually booked in the month of July, however, the payment has not been posted in the financial system at the time of this report.

⁵ The annual amount for Insurance Expense (\$10,204) is usually booked in the month of July, however, the payment has not been posted in the financial system at the time of this report. Also, there is a favorable variance in Professional Fees, Recreation Supplies, Miscellaneous Equipment and Janitorial Supplies.

⁶ Electricity was not paid in July (\$11,400).



**HARRIS PARK COMMUNITY CENTER
FUND 530
Financial Report for the Month and Year Ending July 31, 2022**

	Previous Year-to-date July 2021	Month-to-Date July 2022	Year-to-Date July 2022	Year-to-Date Budget	Year-to-Date Variance		Approved FY22 Budget
REVENUES							
Activity & Membership Fees	215,082	207,279	207,279	317,554	(110,276)	²	1,286,642
User Charges	3,707	5,419	5,419	7,895	(2,476)		90,492
Rentals	4,711	14,237	14,237	12,547	1,690		190,577
Interest	508	-	-	-	-		-
Other Revenue	70	1,810	1,810	700	1,110		4,149
Contributions	12,325	14,300	14,300	1,000	13,300	³	196,300
Miscellaneous	190	6,162	6,162	4,870	1,292		15,683
TOTAL REVENUES	236,592	249,207	249,207	344,566	(95,360)		1,783,843
EXPENDITURES							
Personnel Services	140,366	130,975	130,975	181,567	(50,592)	⁴	893,325
Other Supplies, Services and Charges	37,446	80,412	80,412	133,148	(52,736)	⁵	577,036
Repairs and Maintenance	1,726	1,802	1,802	5,393	(3,591)		44,513
Utilities	(947)	100	100	3,319	(3,219)		94,491
Capital Outlay	-	-	-	-	-		25,394
Depreciation	1,655	-	-	1,655	(1,655)		19,854
Transfers Out	3,519	-	-	3,519	(3,519)		3,519
Interdepartment Charges	4,222	-	-	4,963	(4,963)		22,070
TOTAL EXPENDITURES	186,331	213,289	213,289	331,909	(118,620)		1,680,202
NET GAIN / (LOSS)	50,261	35,917	35,917	12,657	23,260		103,641

BEGINNING FUND BALANCE

520,597 ¹

ENDING FUND BALANCE (Preliminary)

556,514

¹ Beginning Fund Balance is final as the year-end audit is complete.

² An unfavorable variance in Camp Summit (\$68,000), Instructional (\$9,000) and Legacy Park Amphitheater (\$34,000).

³ The reported YTD revenue is dependent on the timing of monthly sponsorship payments.

⁴ Favorable variance on Camp Summit Part-Time (\$32,000). Also, the payroll accruals and Workers Compensation expense (\$14,502) has not been recorded at this time. The amount for the entire year is usually booked in the month of July, however, the payment has not been posted in the financial system at the time of this report.

⁵ The annual amount for Insurance Expense (\$16,071) is usually booked in the month of July, however, the payment has not been posted in the financial system at the time of this report.

**PARKS & RECREATION
FUND 200
Financial Report for the Month and Year Ending July 31, 2022**

	Previous Year-to-date July 2021	Month-to-Date July 2022	Year-to-Date July 2022	Year-to-Date Budget	Year-to-Date Variance		Approved FY22 Budget
REVENUES							
Taxes	-	21	21	-	21		3,737,790
Fines & Forfeitures	1,825	1,232	1,232	1,824	(592)		17,365
Interest	6,382	-	-	2,100	(2,100)		15,200
Other Revenue	20	160	160	20	140		1,829
Contributions	11,350	2,436	2,436	-	2,436		76,190
Miscellaneous	7,730	5,872	5,872	6,990	(1,118)		71,060
Transfers In	7,347	-	-	7,348	(7,348)		21,487
TOTAL REVENUES	34,654	9,721	9,721	18,282	(8,560)		3,940,921
EXPENDITURES							
Personnel Services	226,490	163,461	163,461	217,026	(53,565)	²	2,076,453
Other Supplies, Services and Charges	133,539	126,236	126,236	140,773	(14,537)	³	1,086,035
Repairs and Maintenance	26,604	20,864	20,864	33,749	(12,885)	⁴	335,937
Utilities	1,247	13,318	13,318	24,498	(11,179)	⁵	163,306
Fuel & Lubricants	2,514	489	489	2,849	(2,360)		40,469
Capital Outlay	-	-	-	61,528	(61,528)	⁶	180,131
Interdepartment Charges	20,611	90,541	90,541	90,541	0		217,063
Reimbursement - Interfund	(12,947)	(13,064.00)	(13,064)	(13,064)	(0)		(156,766)
TOTAL EXPENDITURES	398,058	401,846	401,846	557,900	(156,054)		3,942,628
NET GAIN / (LOSS)	(363,404)	(392,125)	(392,125)	(539,619)	147,494		(1,707)

BEGINNING FUND BALANCE

5,253,209 ¹

ENDING FUND BALANCE (Preliminary)

4,861,084

¹ Beginning Fund Balance is final as the year-end audit is complete.

² Workers Compensation expense (\$48,535) has not been recorded at this time. The amount for the entire year is usually booked in the month of July, however, the payment has not been posted in the financial system at the time of this report. In addition, the Administrative Services Coordinator and a Park Specialist positions are currently vacant.

³ The annual amount for Insurance Expense (\$84,232) is usually booked in the month of July, however, the payment has not been posted in the financial system at the time of this report.

⁴ Delay in work on tree trimming on Ward Road.

⁵ Electricity was not billed or paid in July.

⁶ Laserfiche Personnel scope of work is being developed, Laptops for Beehive and Beehive are on hold with contract modifications.

**SUMMIT WAVES
FUND 203
Financial Report for the Month and Year Ending July 31, 2022**

	Previous Year-to-date July 2021	Month-to-Date July 2022	Year-to-Date July 2022	Year-to-Date Budget	Year-to-Date Variance		Approved FY22 Budget
REVENUES							
Activity Fees	238,176	283,470	283,470	212,290	71,180	²	798,108
User Charges	62,285	62,532	62,532	57,576	4,956		158,177
Rentals	9,491	13,177	13,177	17,550	(4,373)		55,752
Interest	558	-	-	200	(200)		4,400
Miscellaneous	(316)	3,024	3,024	1,310	1,714		4,640
TOTAL REVENUES	310,194	362,203	362,203	288,926	73,277		1,021,077
EXPENDITURES							
Personnel Services	139,047	176,128	176,128	157,683	18,445	³	559,243
Other Supplies, Services and Charges	50,220	31,878	31,878	52,942	(21,064)	⁴	179,409
Repairs and Maintenance	2,298	1,360	1,360	934	427		41,051
Utilities	(3,536)	-	-	20,510	(20,510)	⁵	100,430
Interdepartment Charges	4,674	-	-	5,480	(5,480)		22,589
Capital Outlay	-	-	-	35,870	(35,870)	⁶	93,240
Transfers Out (To 200)	5,985	5,985	5,985	5,985	-		5,985
TOTAL EXPENDITURES	198,688	215,351	215,351	279,404	(64,052)		1,001,947
NET GAIN / (LOSS)	111,506	146,851	146,851	9,522	137,329		19,130

BEGINNING FUND BALANCE

421,972 ¹

ENDING FUND BALANCE (Preliminary)

568,823

¹ **Beginning Fund Balance** is final as the year-end audit is complete.

² There was a favorable variance in Gate Receipts (\$71,800).

³ There is a favorable variance in Concessions Sales (\$71,300) due to an increase in Single Visits.

⁴ Workers Compensation expense (\$8,713) has not been recorded at this time. The amount for the entire year is usually booked in the month of July, however, the payment has not been posted in the financial system at the time of this report. In addition, an unfavorable variance in Part Time Salaries (\$20,551) and Holiday Hours Worked (\$7,341) which were unbudgeted.

⁵ No Utilities were billed or paid in July.

⁶ Additional shade structures were budgeted in July but have not be purchased or installed.

**CEMETERY TRUST
FUND 204
Financial Report for the Month and Year Ending July 31, 2022**

	Previous Year-to-date July 2021	Month-to-Date July 2022	Year-to-Date July 2022	Year-to-Date Budget	Year-to-Date Variance	Approved FY22 Budget
REVENUES						
Services	6,572	6,739	6,739	6,180	559	115,796
Sale of Property	4,000	2,000	2,000	4,500	(2,500)	36,000
Interest	2,044	-	-	2,000	(2,000)	28,000
TOTAL REVENUES	12,617	8,739	8,739	12,680	(3,941)	179,796
EXPENDITURES						
Personnel Services	6,653	3,241	3,241	7,134	(3,894)	51,383
Other Supplies, Services and Charges	2,816	1,605	1,605	6,485	(4,879)	75,138
Repairs and Maintenance	-	-	-	410	(410)	9,664
Utilities	(20)	45	45	125	(80)	4,372
Fuel & Lubricants	37	-	-	37	(37)	717
Interdepartment Charges	1,571	-	-	2,419	(2,419)	13,750
Transfers Out (To 026)	1,362	-	-	1,363	(1,363)	15,502
TOTAL EXPENDITURES	12,420	4,891	4,891	17,973	(13,082)	170,526
NET GAIN / (LOSS)	197	3,848	3,848	(5,293)	9,141	9,270

BEGINNING FUND BALANCE

1,321,476 ¹

ENDING FUND BALANCE (Preliminary)

1,325,324

¹ Beginning Fund Balance is final as the year-end audit is complete.

**CONSTRUCTION FUND
FUND 327
Financial Report for the Month and Year Ending July 31, 2022**

	Month-to-Date July 2022	Year-to-Date July 2022	Year-to-Date Budget	Year-to-Date Variance		Approved FY22 Budget
REVENUES						
Transfers from Fund 410	250,000	250,000	250,000	-		3,000,000
TOTAL REVENUES	250,000	250,000	500,000	(250,000)		3,000,000
EXPENDITURES						
Interest Expense	-	-	-	-		-
Additions to Const in Progress	146,052	146,052	145,833	219		1,750,000
TOTAL EXPENDITURES	146,052	146,052	145,833	219		1,750,000
NET GAIN / (LOSS)	103,948	103,948	354,167	(250,219)		1,250,000

BEGINNING FUND BALANCE	<u>1,660,277</u> ¹
ENDING FUND BALANCE (Preliminary)	<u><u>1,764,225</u></u>

¹ Beginning Fund Balance is final as the year-end audit is complete.

**PARKS COP DEBT
FUND 410
Financial Report for the Month and Year Ending July 31, 2022**

	Month-to-Date July 2022	Year-to-Date July 2022	Year-to-Date Budget	Year-to-Date Variance		Approved FY22 Budget
REVENUES						
Taxes	420,369	420,369	364,320	56,048	²	4,371,843
EATS	(11,655)	(11,655)	(12,289)	634	²	(147,469)
Use Tax	59,196	59,196	72,768	(13,572)	²	873,216
Interest	-	-	542	(542)		6,500
TOTAL REVENUES	467,910	467,910	425,341	42,569		5,104,090
EXPENDITURES						
Transfers Out-Gamber Center	14,583.33	14,583.33	14,583.33	-		175,000
Transfers Out-Construction Fund	250,000	250,000	250,000	-		3,000,000
TOTAL EXPENDITURES	264,583	264,583	264,583	-		3,175,000
NET GAIN / (LOSS)	203,327	203,327	160,757	42,569		1,929,090

BEGINNING FUND BALANCE	2,987,096 ¹
ENDING FUND BALANCE (Preliminary)	3,190,423

¹ Beginning Fund Balance is final as the year-end audit is complete.

² See separate Sales/Use Tax Report included in this packet.

MEMORANDUM



Date: August 24, 2022

To: Joe Snook, CPRP
Administrator of Parks and Recreation

From: Devin Blazek, MBA
Management Analyst

Re: Sales and Use Tax Update - July 2022

Sales tax proceeds received in July totaled \$420,368.67, which is 15.38% over the monthly projection. Due to the unpredictable cutoff of processing remittance at the State of Missouri, the annual revenue budget has been spread evenly throughout FY2023. The year-to-date sales tax received totals \$420,368.67, which is \$6,908.59 over the amount received through July FY2022.

At the time of this report, there is no additional information regarding the remitters included in the amount received from the State of Missouri.

Use tax proceeds received in July totaled \$59,196.06, which is 28% under the monthly projection. Due to the unpredictable cutoff of processing remittance at the State of Missouri, the annual revenue budget has been spread evenly throughout FY2023. The year-to-date use tax totals \$59,196.06, which is \$8,609.07 over the amount received through July FY2022.

Attached is a summary of the proceeds received for the Sales Tax, Economic Activity Taxes (EATs) and Use Tax.

FY 2023

YTD Balance Forward - Use Tax			-
Use Tax - July 2022	72,768	59,196	(13,572)
YTD Balance - Use Tax	72,768	59,196	(13,572)

LIFE-TO-DATE DATA BY USE TAX

Cumulative Net Proceeds-December 2020 through Current Month	397,768	1,315,443	917,675
--	----------------	------------------	----------------

MEMORANDUM



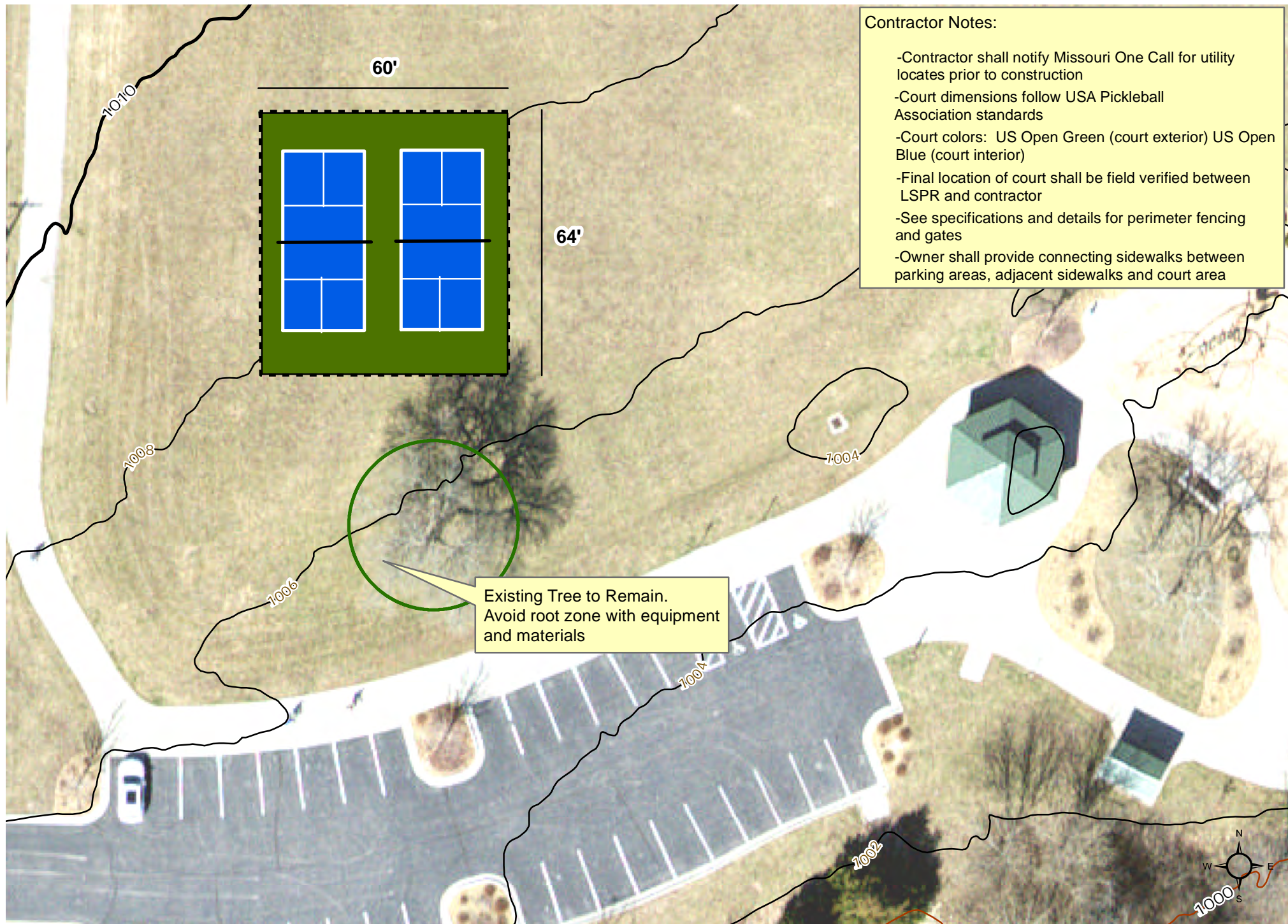
Date: August 24, 2022
To: Joe Snook
Administrator of Parks and Recreation
CC: Steve Casey, PLA, ASLA
Superintendent of Park Planning and Construction
From: Steve Thomas
Assistant Superintendent of Park Construction
Re: Osage Trails Pickleball Courts

On July 1, 2022 staff made formal advertisement for a Invitation For Bids for the installation of 2 pickleball courts at Osage Trails Park with a submittal due date of July 28, 2022. The Scope of Work included in the Bid Solicitation consisted of the following features: excavation of pad, pour a 60'x64' post tensioned concrete pad with court markings, install 6' perimeter fencing with a gate, and new court equipment.

LSPR received 3 proposals for the installation of the courts. The low base bid was from Multicon in the amount of \$74,499 ranging to a high bid of \$109,600 (see bid tabulation sheet, Attachment A). Staff reached out to the three references provided by Multicon and was able to contact two, both of whom recommended using Multicon. At this time, staff recommends acceptance of the bids for the pickleball courts at Osage Trails Park and enter into a contract with Multicon for an amount of \$74,499.

A budgeted amount of \$200,000 is in FY23 CIP which is reserved for the Osage Trails Project (\$100,000 budgeted) and to do planning for a multi-court complex (\$100,000 budgeted). A location for this complex has yet to be determined. Staff will continue to update the Board on progress.

MOTION: I move to accept the low bid from Multicon for the installation of 2 pickleball courts at Osage Trails Park in the amount of \$74,499 and authorize the Administrator of Parks and Recreation to execute any and all documents necessary to procure the relevant products and services consistent with the approved budget.



Contractor Notes:

- Contractor shall notify Missouri One Call for utility locates prior to construction
- Court dimensions follow USA Pickleball Association standards
- Court colors: US Open Green (court exterior) US Open Blue (court interior)
- Final location of court shall be field verified between LSPR and contractor
- See specifications and details for perimeter fencing and gates
- Owner shall provide connecting sidewalks between parking areas, adjacent sidewalks and court area

Existing Tree to Remain.
Avoid root zone with equipment
and materials

ATTACHMENT A

OSAGE TRAILS PICKLEBALL COURTS

Bid Opening

July 28, 2022

Contractor	Bid Amount	Bid Bond
PCL	\$ 90,041.	X
M ^c CONNELL & ASSOCIATES	\$ 109,600.	X
MULTICON	\$ 74,499.	X

MEMORANDUM



Date: August 24, 2022
To: Joe Snook, CPRP, Parks Administrator
From: Steve Casey, PLA, ASLA, Superintendent of Park Planning and Construction
Re: LSPR Parks Master Plan Update

In October 2021, LSPR consulted with Shockey and Associates to update the Parks Master Plan as a follow up to the citywide IGNITE comprehensive plan and visioning study. The process kicked off with a series of meetings from December 2021 to February 2022 involving feedback from park staff, key city staff, community partners, and the Parks and Recreation Board.

In March 2021, a community survey went out to determine priorities for future parks, outdoor and indoor facilities, natural resources, and funding mechanisms. Approximately 1,200 responses were received and used to guide two work sessions in June with participation from individuals expressing interest from the survey. The topics during Session #1 covered parks, facilities, and natural resources. The topics covered during Session #2 included funding, park programming, and trails. Approximately 50 citizens attended Session #1 and approximately 50 citizens attended Session #2, both were highly productive.


At the conclusion of the public engagement portion of the planning process, staff circled back with Shockey to process the data and establish priorities which are included in the final draft report. Staff is pleased to submit a final draft of the master plan report in collaboration with Shockey and Associates which summarizes over nine months of data collection, planning review, and community input. The report outlines the following

- Provides an overview and progress to date on 2017 goals and priorities from the Legacy for Tomorrow and Beyond Plan
- Establishes eight new future goals and priorities based on staff and community input through community meetings and a community wide survey
- Outlines industry trends in Parks and Recreation
- Addresses future growth and long-range planning utilizing park metric targets and level of service standards for future park land.

MOTION: I move to approve the LSPR Parks Master Plan Update and authorize staff to include the goals and priorities outlined in the report in any future parks long range planning and city comprehensive planning

Lee's Summit

Parks and Recreation Master Plan Update



Acknowledgements

Lee's Summit Parks and Recreation Board

Lawrence Bivins, President
James Huser, Vice President
Samantha Shepard, Treasurer
Mindy Aulenbach, Past President
Bernadette Basham
Casey Crawford
Jon Ellis
Wesley Fields
Tyler Morehead

Lee's Summit Parks and Recreation Department Staff

City of Lee's Summit Staff

Partner Organizations

Metropolitan Community College-Longview Campus
Jackson County Parks + Rec
Lee's Summit Baseball Association
Lee's Summit Football Association
Lee's Summit Soccer Association
Lee's Summit Softball Association

Consultant Team

Shockey Consulting Services, LLC

Lee's Summit Residents

A special Thank You to the residents of Lee's Summit who provided important input into the Parks and Recreation Master Plan Update through survey responses and Task Force meetings. Their participation and engagement are valued and appreciated.

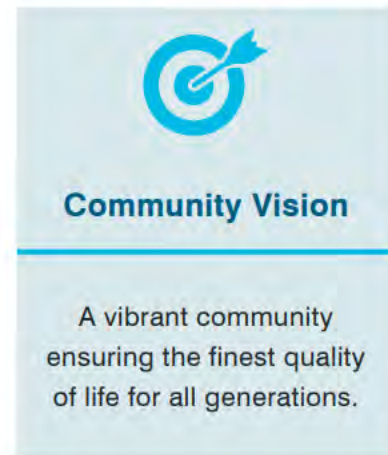
Table of Contents

Introduction & Purpose	3
Progress from 2017 Master Plan Goals and Priorities	3
Project Engagement Summary	7
SWOT Summary	8
Trends in Parks and Recreation	9
Future Projections & Development.....	10
New 2022 Priorities and Goals	16
Priority 1: Set aside land for trails and future parks prior to development or as part of the development process.	17
Priority 2: Create destination parks, publicly accessible parks, and desired facilities and programming as part of an economic development strategy.	22
Priority 3: Create city-owned “entrance parks” into regional parks and trails systems.....	23
Priority 4: Create unique facilities and programming in partnership with other agencies and adjacent to existing facilities.	23
Priority 5: Connecting parks to each other and Activity Centers with trails.	24
Priority 6: Preserve Lee’s Summit’s high value resources for enjoyment by future generations.	25
Priority 7: Maintain existing parks, facilities, and trails to ensure industry standards are met.	25
Priority 8: Ensure funding sources and levels are diverse, sustainable, and meet the needs of the community.	25
Appendix	26
Future Land Use Map	27
Park System Map.....	28
Natural Resources Map	29
SWOT Summaries	30
Visioning Survey	32
Summary Report	32
Community Task Force Priorities Summary.....	48

Introduction & Purpose

After the 2017 Parks and Recreation Master Plan was adopted, the Lee's Summit Parks and Recreation Department (LSPR) began working towards fulfilling the 8 priorities and 33 goals established in the plan. This plan update revisits the previous priorities and goals to benchmark progress and establishes new community needs and priorities.

This plan also considers future park and open space acres needed to meet community growth based on City development priorities defined in the [2020 Ignite Comprehensive Plan](#) which guides the goals and vision for the City of Lee's Summit for the next 20 years for parks and recreation, natural resources, along with economic growth, transportation, housing, and more.



Source: 2020 Ignite Comprehensive Plan

Progress from 2017 Master Plan Goals and Priorities

The following Priorities and Goals were developed in 2017. Progress for each has been noted and many goals remain in progress.

Neighborhood Park Acquisition & Development

- Acquire and develop open green space to address the outdoor recreational needs of our community. Est. cost: \$12.5m (\$2.5m/park x 5 parks)
 - Progress: LSPR has developed North and South Lea McKeighan Park since 2016 and acquired the 30-acre Unity Village Property. This updated master plan identifies potential neighborhood and regional park sites in undeveloped PRI properties.
- Develop additional youth practice space. Est. cost: \$1.5m
 - Progress: Youth practice space enhancements have been made at Summit, Pleasant Lea, Howard, Lea McKeighan South, and Lea McKeighan North during the last 6 years. Girls' softball batting cages and tee ball fields have also been developed.
- Develop a sled hill
 - Progress: Reviewing feasibility and locations.
- Develop a park within 1/2 mile of every residence where feasible.
 - Progress: Currently 72% of residents have access to a park within a half-mile radius.
- Develop 10 acres of neighborhood parks per 1,000 population Current acreage LSPR has for neighborhood parks, 500 acres.
 - Progress: Currently 12.5 acres per 1,000 residents. To meet population projections in 2040, the community needs an additional 520 acres.

To accomplish the Community's Vision, continued investment in an outstanding parks and recreation system is critical.

Neighborhood Park Renovation

- Improve existing parks to include, but not be limited to, upgrades and/or installation of the following amenities: shelters, shade, restrooms, rails, outdoor fitness equipment, playgrounds, and climbing structures. Est. cost: \$6m (\$400k/yr. x 15 yrs.)
 - Progress: Neighborhood park redevelopment at the following locations have addressed these amenities: Summit Park, Howard Park, Lea McKeighan South, Lea McKeighan North, Hartman, Velie, Pleasant Lea. Improvements are planned for Williams Grant and Lower Banner Parks.
- Review parks annually and redevelop with citizen input as needed
 - Progress: The following parks have held community engagement workshops during the past six years: Summit, Howard, Velie, Pleasant Lea. Neighborhood meetings planned for Williams Grant and Lower Banner Parks.
- Add splashpads in areas of our community under-served by water play opportunities. Est. cost: \$1m (\$250k per).
 - Progress: Splashpads were added in the renovations at Howard and North Lea McKeighan Park within the last 6 years

Community Outdoor Facilities

- Development of an outdoor adventure park with various elements to challenge participants of all ages. Est. cost: \$2m
 - Progress: The development of North Lea McKeighan Park includes various outdoor adventure play elements.
- Development of an ice rink. Est. cost: \$1m
 - Progress: Ice rink developed at North Lea McKeighan Park in 2018
- Continued development of Sylvia Bailey Park. Est. cost: \$2.5m
 - Progress: A plan for improvements including nature center and outdoor event spaces is planned to begin in 2024
- Continue to make improvements to Summit Waves including more open swim water. Est. cost: \$5m
 - Progress: A \$4.5m expansion to Summit Waves was completed in 2020 that includes a new wave pool, restrooms, and other site amenities including shade, seating, and play features
- Development of a safety town facility. Est. cost: \$800k
 - Progress: Reviewing feasibility and locations

Community Indoor Facilities

- Development of an athletic field house to serve the diverse recreational needs of our community. Est. cost: \$12m
 - Progress: Reviewing potential locations to acquire property and begin planning in FY 23
- Development of a fourth and fifth community center in the south and north areas of our community. Est. cost: \$10m (\$5m ea.)

- Progress: Acquisition of Longview Community Center in 2018 fulfilled fourth community center in south and west area of Lee's Summit. A fifth community center is still needed.
- Development of a nature center. Est. cost: \$3m
 - Progress: Bailey Park Master Plan identified a nature center. Plans to move forward with park development including a nature center are scheduled for 2024

Trails/Greenway & Blueway Development

- Complete the greenway master plan and connect parks to neighborhoods. Est. cost: \$3.75m (\$250k/yr. X 15 yrs.)
 - Progress: A greenway master plan update was completed in 2019. Approximately 92 miles have been installed
- Development of a blueway for recreational water use along the Little Blue Trace. Est. cost: \$1.5m
 - Progress: No activity currently
- Support acquisition and development of the Rock Island corridor and connection to the Katy Trail
 - Progress: Completion of the first phase of the Rock Island Trail through LS was completed in 2018 developing approximately 7 miles. An additional 8 miles was completed north of LS in 2020. Funding and plans to extend trail from Jefferson St to Hamblen Road will be completed by 2024. LSPR completed a new trailhead at Hartman Park at a cost of \$250,000 to support trail connection to the Rock Island.
- Development of off-road dirt trails for biking and running
 - Progress: 1014 Trail was constructed in partnership with Urban Trail Company in 2020. Approximately three miles in Legacy Park. More off-road trails are being planned.
- Advocacy for the continuation of the Livable Streets concept.
 - Progress: LSPR staff supports and collaborates on a continual basis with LSAC and supports goals and objectives of Livable Complete Streets.

Programs & Events

- Development of programming specifically for teens.
 - Progress: On going and community input was gathered for the Park Master Plan Update
- Development and/or support individual and group community fitness opportunities such as 5k's, marathons, bike rides, and obstacle course races.
 - Progress: Outdoor Fitness activities at Legacy Park Amphitheater and Lowenstein Park. Tour de Lake and Night Flight have been reintroduced after pandemic. LSPR supported training rides for Tour de Lakes. LSPR supports several not-for-profit organizations host runs and walks in Lee's Summit parks.
- Support Cultural Arts through the addition of public arts in parks, programming, and amphitheater events. Est. cost: \$150k (\$10k/ yr. X 15 yrs.)
 - Progress: Arts In the Parks program. Sculptures have been added at Legacy Park Amphitheater, Summit Park, and Lowenstein Park.
- Continued development and support for community wellness programs such as individual and group fitness and RevUP.

- Progress: Programs continue to sustain and are desired within the community. Over 5,200 classes are offered by LSPR per year.
- Develop programming to support outdoor education.
 - Progress: Continue to support expanding outdoor educational offerings in the future and through the Park Plan Update.

Operations & Maintenance

- Continue to invest in the maintenance of the existing parks at a standard meeting or exceeding the expectations of our community.
 - Progress: LSPR continues to make a commitment to safe, clean, and well maintain parks as a priority from the community survey completed in March 2019 by ETC.
- Utilize the best practices for the maintenance and operations of parks and facilities including energy efficiencies, sustainable landscape, and storm water management.
 - Progress: Continue to prioritize efficient, cost-effective means of maintaining parks, facilities, and support green infrastructure programs in parks.
- Develop an asset management and needs assessment plan for all parks and facilities.
 - Progress: Implementation of asset management plan for park maintenance will occur by Fall 2022.
- Continue to provide an annual operational subsidy for Gamber Community Center. Est. cost: \$2.625m.
 - Progress: The subsidy of Gamber Community Center will continue through 2033.

Administrative

- Seek partnership opportunities with other government and non-government organizations to support and enhance the outdoor, indoor, and programming needs of our community.
 - Progress: Continue to work on partnerships and leverage financial opportunities. Partnerships with Hunt Midwest for Mouse Creek Trail. LSPR has partnered with private development on enhancements to Lowenstein Park (Drake Development). Partnership with YMCA and Jackson County special populations programming.
- Seek grants and alternative funding to complement the existing financial resources.
 - Progress: Awarded \$250,000 for Pleasant Lea Park through LWCF. Sign language signs donated by Truman Heartland Foundation. Inclusive playground equipment donated by EITAS.
- Continue to engage the community and solicit input through facility membership and program listening sessions, program and event surveys, comment cards, focus groups, task forces, and community surveys.
 - Progress: LSPR continues to engage community in various methods related to new projects, neighborhood improvements, programs, activities.

Project Engagement Summary

LSPR began the Parks and Recreation Master Plan Update in October 2021. Existing Parks and Recreation plans, future trends, and metrics were reviewed and considered before convening four stakeholder workshops.

Workshops

The first three workshops met in late November 2021 and included LSPR staff, City of Lee's Summit staff, and partner agencies involved with LSPR. Each group provided thoughts on the strengths, weaknesses, opportunities and threats LSPR faces. Below is a summary of responses across all three groups (results broken down from each group can be found in the appendix of this plan).

Mapping activities at each of the workshops provided the opportunity to markup specific needs and wants while considering existing amenities and access. LSPR staff reviewed future trends in parks and recreation and brainstormed where future parks should go, thinking about the park system wholistically. City staff then reviewed what LSPR staff suggested and focused on Activity Center development and how parks development fits into the City of Lee's Summit IGNITE Comprehensive Plan. External agencies then provided input on programming and amenities they would like to see in future parks. After the three workshops, the Parks and Recreation Board met in February 2022 to provide similar input on where future parks and amenities are needed as well as any program needs.



Workshop 1 Parks & Recreation Staff



Workshop 2 City Staff



Workshop 3 External Agencies

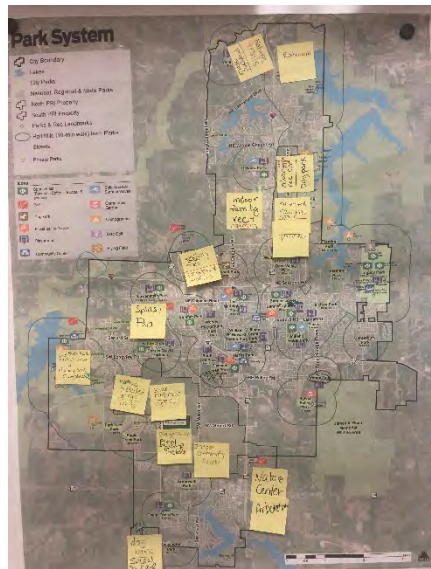
SWOT Summary

Each stakeholder group was asked to complete a SWOT survey before attending the workshops. The following summary highlights similarities across all groups.

S trengths	<ul style="list-style-type: none"> • Variety of programs • Positive Staff attitude • Strong community support • Amount of parks and parkland • Innovative and progressive parks planning
W eaknesses	<ul style="list-style-type: none"> • Technology efficiency • Funding • Reactive vs Proactive • Resident awareness of internal workings and park offerings
O pportunities	<ul style="list-style-type: none"> • Available land • Landfill project • Sales tax revenue • Community financial support • Completing greenway plans • Regional trail connections
T hreats	<ul style="list-style-type: none"> • Staffing and supply chain, material costs • Pandemic effects • Increased cost of services and maintenance • Lack of developer requirements for public parks

Community Survey and Engagement Workshops

Once the stakeholder workshops were complete, a community survey launched in March to gather community input on Parks and Recreation priorities and needs. The survey was advertised with yard signs in parks, email blasts, and social media and was open for three weeks. Close to 1,100 responses were collected (see appendix for results) which



informed the goals of this plan. One result of the survey was a list of individuals interested in participating in Task Force meetings to further explore Parks and Recreation Planning in Lee's

Summit. Over 40 people participated across four Task Force meetings to discuss parks, facilities, natural resources, programming, funding, and trails in Lee's Summit. The meetings provided education on the Parks and Recreation Department and an opportunity to guide plan recommendations and priorities through discussion and mapping activities to identify future parks, amenities, and trail locations.



Trends in Parks and Recreation

How people use parks and recreation facilities changes over time while the demand for access to parks and trails continues to increase across the country. Since the COVID-19 pandemic, there has been an increased appreciation and desire for parks and the expansion of pedestrian spaces in dense urban areas. The expansion of outdoor dining on urban streets, the conversion of streets to bike lanes and trails, and the installation of “parklets” in parking spaces and former travel lanes have opened all kinds of possibilities for new types of urban parks and highlight how parks development can be a key economic driver for communities. Some of the strongest trends emerging for parks and recreation are focused on equity, inclusion, health, and the environment and are expected to last.

Technology in parks programming is increasing as enthusiasm for drones and e-gaming rise among younger generations. Communities are also looking for ways to increase opportunities for inter-generational socializing such as dog parks, cultural events, and activities designed for people of all ages and abilities to enjoy and create community connections.

LSPR strives to maintain a standard of excellence which means more than adding new facilities. Understanding and keeping up with new industry trends and changes in culture guide the development of parks and recreation offerings.

Future Projections & Development

Population Growth

Based on projections calculated in the 2020 Ignite Comprehensive Plan, Lee's Summit is expected to grow 38% over the next 20 years, or 37,700 people. As the population increases, density rises, and development occurs, it's crucial for Lee's Summit to ensure land is set aside and dedicated to trails and park development to ensure current level of service standards.

38% Increase in Population

	2020	2025	2030	2035	2040	Population Growth
Total Population Estimate	100,300	108,100	116,300	126,700	138,000	37,700

Projected Population Growth	2020-2025	2025-2030	2030-2035	2035-2040	2020-2040	% CHANGE
Net Additional Population	7,800	8,200	10,400	11,300	37,700	38%
% Change in Population	8%	8%	9%	9%	38%	
Estimated Park Acres to Add	109	109	146	156	520	43%

Source: 2020 Ignite Comprehensive Plan

Note: These are projections. Population growth will vary by year and parkland acquisition should be out in front of development.

Acres of Park per Thousand Residents

To maintain the current Acres of Parks Per Capita, 12.5 acres per 1,000 residents which is well above the national average of 9.9 acres, Lee's Summit will need a total of 1,725 park acres which is an increase of 520 park acres by 2040. Lee's Summit residents benefit from extensive county-owned regional parks and lakes as well as the many privately-owned open space and recreational amenities through neighborhood Home Owners Associations.

Parks

- By 2040, Maintain the Acres of Parks Per Capita (12.5 per 1000).
 - Lee's Summit is projected to have a population of 138,000 by 2040.
 - In order to maintain the current level of parks per capita, Lee's Summit will need a total of 1,725 park acres, an increase of 520 park acres over the current city owned park acres.
- By 2040, Increase Percent of Population Within 10-Minute Walk of a Park.
 - Lee's Summit currently has almost 30,000 dwelling units within a 10-minute walk distance (1/2 mile) from current local and regional parks in Lee's Summit.
 - Undeveloped land currently within a 10-minute walk distance totals almost 6,000 acres.

Source: 2020 Ignite Comprehensive Plan

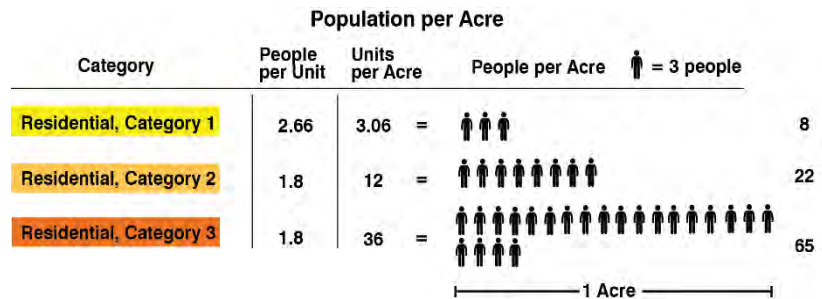
Metric Target:

12.5 acres of parkland per 1,000 residents – approximately 520 new acres if population grows by 37,700 by 2040 as projected.

Source: 2020 Ignite Comprehensive Plan

Population Per Acre Based Upon Land Use Category

The Future Land Use Plan for the City includes Residential Category 1, 2, and 3 based upon density of units. This was used to project number of people per acre to help assign how many acres of parkland is needed to meet the 12.5 acres of parks per 1,000 capita target within each future growth area and Activity Center. This equates to 0.0125 acres of parkland per person.



Source: 2020 Ignite Comprehensive Plan

Note: Density will vary but this graphic from the Comprehensive Plan will help guide the amount of parkland needed by residential land use category.

10-Minute Walk

Currently, there are about 30,000 dwelling units within a 10-minute walk distance (1/2 mile) from current local and regional parks in Lee's Summit which includes 72% of Lee's Summit's population. This does not include trails or private Homeowners Association owned parks. The Comprehensive Plan identified this metric as a target to improve as the community grows.

Projected Housing Units Inside and Outside of Activity Centers

Projected Housing Demand	Existing Dwelling Units	New Dwelling Units	2040 Total Dwelling Units	% New Units Allocated	% Total Dwelling Units
Activity Centers	5,930	9,800	15,730	56%	27%
Outside Activity Centers	35,895	7,655	43,550	44%	73%
Total	41,825	17,455	59,280		

The numbers in the table above only include growth projected to 2040. More housing units are expected both inside and outside of the Activity Centers to full-build out.

Source: 2020 Ignite Comprehensive Plan

There are close to 6,000 acres of undeveloped land within a 10-minute walk of existing parks. Most of the new development will be in Activity Centers (described below).

Metric Target:
85% of the new population growth
should be located within a 10-minute walk of parkland (new and existing).

Source: 2020 Ignite Comprehensive Plan

Activity Centers

Most of the growth in Lee's Summit will be concentrated in five key Activity Centers. The Ignite Comprehensive Plan establishes five key Activity Centers, or Areas to Transform, representing

significant opportunities for development over the next two decades. Additional Activity Center locations may continue to emerge as the community grows, which includes the future Blackwell Activity Center. Strategic planning and land acquisition are the most critical components to ensuring continued success of the Lee's Summit Parks system. From the edges of each Activity Center to its center is a 15-minute walk.

BIG IDEA #3

Concentrate multi-family & commercial development in five special & unique Activity Centers.

Source: 2020 Ignite Comprehensive Plan

Acres Available for Parkland (Currently Undeveloped) by Activity Center

Activity Center	Total Acres in Activity Center	Total Acres Currently Developed In Activity Center	Total Acres Undeveloped in Activity Center	% of Activity Center Developed
Downtown Activity Center	1,329	1,301	28	98%
Rock Island Urban Center within South PRI	589	13	576*	2%
Summit Activity Center	552	377	175	68%
Woods Chapel Activity Center within the North PRI	451	0	451*	0%
New Longview Activity Center	325	306	19	94%
Total	3,246	1,997	1,249	62%

Source: 2020 Ignite Comprehensive Plan and 2021 GIS Land Use Data

*Areas with the greatest potential for park development.

To maintain the 12.5 acres of parkland per 1,000 residents, the table identifies the amount of new park/open space required in each Activity Center to accommodate the population growth.

New Parkland by Activity Center – Acres Per Capita Metric

Activity Center	TOTAL PROJECTED POPULATION	METRIC TARGET 12.5 Acres of Parkland/1000 People
Downtown Activity Center	3960	49.5
Rock Island Urban Center within South PRI	7700	96.25
Summit Activity Center	3300	41.25
Woods Chapel Activity Center within the North PRI	4400	55
New Longview Activity Center	2200	27.5
Total	21560	269.5

Source: 2020 Ignite Comprehensive Plan and 2021 GIS Land Use Data

Place Types

To further guide future development within the Activity Centers, as well as along corridors, place types provide more specific recommendations and design guidance for the land use mix, building heights and massing, density, building/parking disposition, and general development character for new development.

Based on the Place Type design guidance, the land use mix for most Activity Centers requires 15 percent parkland/open space. The 15 percent can be publicly owned parks or privately owned open space. The Downtown Place Type requires 10 percent of the land use to be parks/open space because it is already developed.

The following table describes each of the Activity Centers in terms of the total acreage that should be dedicated to parks/open space, regardless of public or private ownership. These figures derive from the place type land use designations identified in the Ignite Comprehensive Plan.

Acres of Parkland/Open Space by Activity Center Based Upon Place Types

Activity Center	Total Acres of Existing Parkland In Activity Center	% of Developed Land Currently in Parkland	METRIC TARGET % of Land for Parkland/Open Space (From Place Types)	METRIC TARGET MINIMUM # of Acres of Parkland/Open Space (From Place Types)	TOTAL ACRES OF PARKLAND/OPEN SPACE BY ACTIVITY CENTER (Current + Placetype Acres)
Downtown Activity Center	47	4%	10%	2.8	49.8
Rock Island Urban Center within South PRI	0	0%	15%	86.4	86.4
Summit Activity Center	15	4%	15%	26.25	41.25
Woods Chapel Activity Center within the North PRI	0	0%	15%	67.65	67.65
New Longview Activity Center	12	4%	15%	2.85	14.85
Total	74	4%		185.95	259.95

Source: 2020 Ignite Comprehensive Plan and 2021 GIS Land Use Data

Recommended Parkland by Activity Center

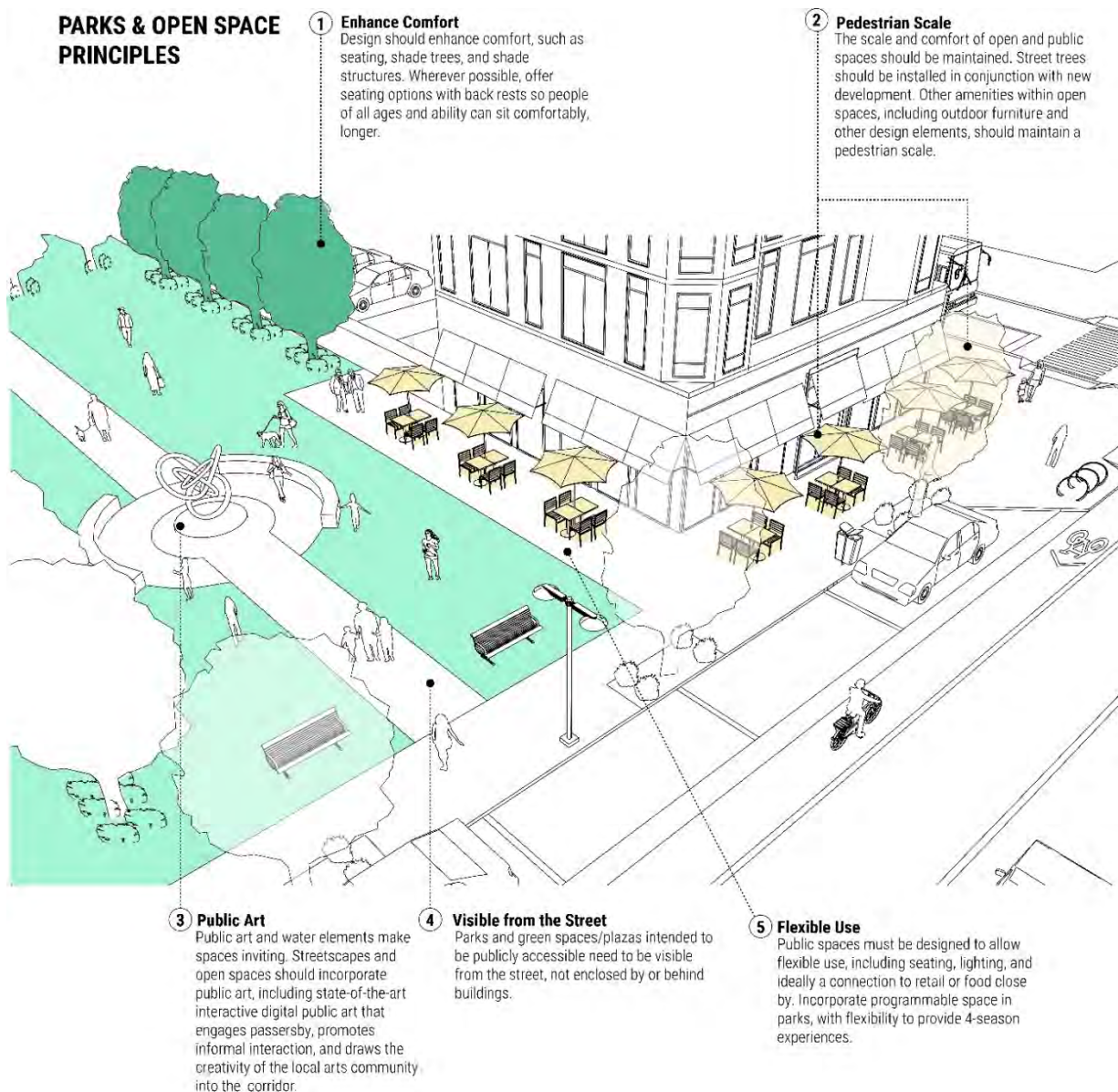
Activity Center	Total Acres Undeveloped in Activity Center	Total Acres of Existing Parkland In Activity Center	METRIC TARGET MINIMUM # of Acres of Parkland/Open Space (From Place Types)	TOTAL ACRES OF PARKLAND/OPEN SPACE BY ACTIVITY CENTER (Current + Placetype Acres)	METRIC TARGET 12.5 Acres of Parkland/1000 People	RECOMMENDED TARGET PARKLAND TO ACQUIRE	% of Undeveloped Acres in Activity Center	% of Total Acres Needed (520)
Downtown Activity Center	28	47	2.8	49.8	49.5	3	11%	1%
Rock Island Urban Center within South PRI	576	0	86.4	86	96.25	96	17%	18%
Summit Activity Center	175	15	26.25	41.25	41.25	26	15%	5%
Woods Chapel Activity Center within the North PRI	451	0	67.65	67.65	55	68	15%	13%
New Longview Activity Center	19	12	2.85	14.85	27.5	16	84%	3%
Total	1,249	74	185.95	259.95	269.5	209	17%	40%
					OUTSIDE ACTIVITY CENTER	311	7%	60%

Source: 2020 Ignite Comprehensive Plan and 2021 GIS Land Use Data

Most of the additional parkland outside of the activity centers will be to the south and west to serve the new growth from the South PRI and in the north, to serve the new growth from North PRI.

DESIGN PRINCIPLES

Community design principles provide guidance for the future development and redevelopment of Lee's Summit's Activity Centers and corridors. While the principles are not prescriptive, they do provide overarching guidance for new streets, parkland, open spaces, and buildings. They serve as the basis for the review of development applications, revisions to, or the development of, future regulatory guidance, and as a signal to the community regarding the character and quality of development that is expected.



Source: 2020 Ignite Comprehensive Plan

New 2022 Priorities and Goals

Cultural, Parks and Recreational Amenities goals, objectives and strategies (described below) are included in the Ignite Comprehensive Plan. This is the basic framework for the 2022 Parks Master Plan Update. Priorities were set as a part of the follow-on process to develop the Parks Master Plan Update.

Cultural, Parks and Recreational Amenities

Create a community that celebrates, welcomes, and supports cultural and recreation amenities.

Parks, recreation, historical, and cultural resources are critical to achieving the finest quality of life and a safe, fun, and healthy environment. To maintain a high quality of life for our residents, we must continue to

invest in exceptional services and amenities to ensure the finest quality of life for all generations.

The community supports the preservation of historic resources and expansion of recreational services, amenities, and cultural resources needed to maintain a high quality of life into the year 2040.

GOAL:

Create a community that celebrates, welcomes and supports cultural, parks and recreational amenities.

OBJECTIVE:

Increase funding for projects and plans related to art, culture, festivals and celebrations.

OBJECTIVE:

Increase the percent of residents within 1/2 mile of a park.
Maintain the number of park acres per capita as the community grows.

STRATEGIES:

- Create policies that expand and prioritize park investments, recreational programming, facility needs and identify funding strategies.
- Make investments in parks and recreational amenities that increase participation and improve access.
- Work with community partners to enhance parks and recreation opportunities.

Source: 2020 Ignite Comprehensive Plan

Priority 1: Set aside land for trails and future parks prior to development or as part of the development process.

1.1 Actively pursue opportunities to expand the parks system in new developments as development patterns arise in undeveloped PRI properties and Activity Centers.

Activity Centers: refer to Future Land Use Map on page 23

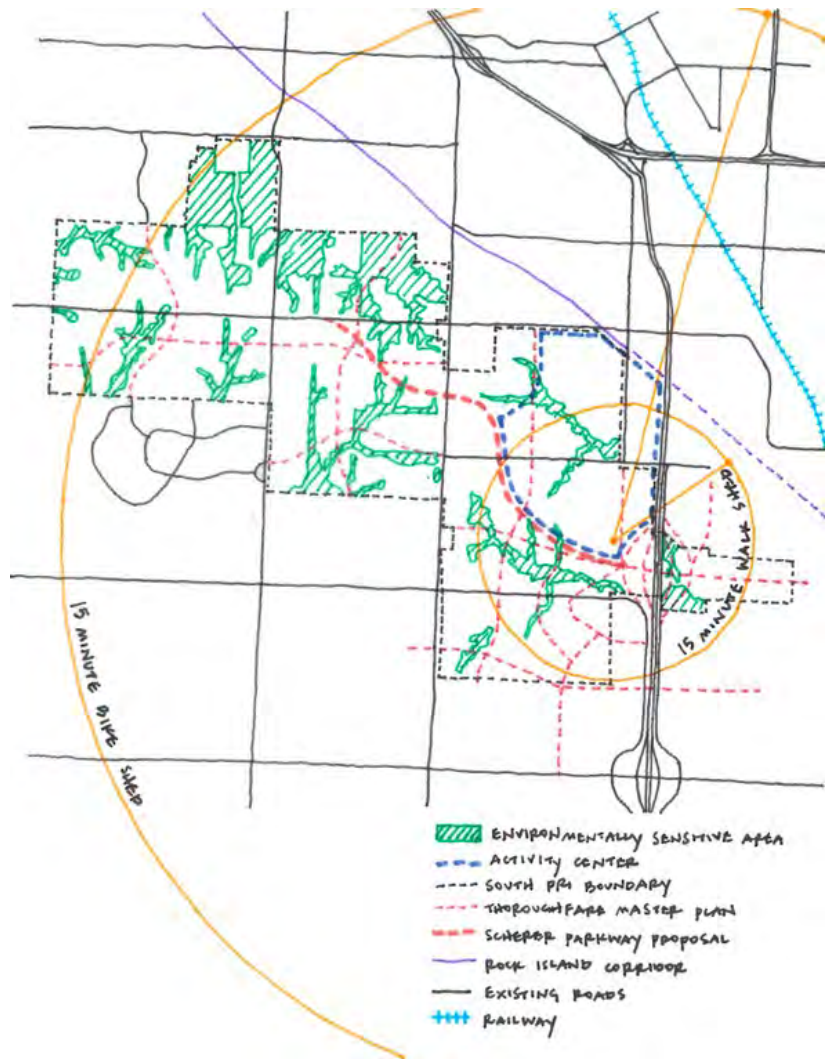
1.1.1 Downtown Activity Center – 3 acres of parkland needed

Downtown Lee's Summit is the traditional core and heart of the community and will continue to serve as such with a mobility hub that serves multiple means of transportation. Connecting trails and incorporating parks within development will play a large role in creating a vibrant downtown where people want to be and gather. The way parkland and open space is incorporated and identified in the downtown will be unique from other areas because of the dense development and lack of available land making the feasibility to achieve the calculated new acres of parkland/open space low. Parks within development, smaller pocket parks, and outdoor gathering places are some of the options to explore.

1.1.2 Rock Island Urban Center within South Property Reserve Inc. (PRI) – 96 acres of parkland needed

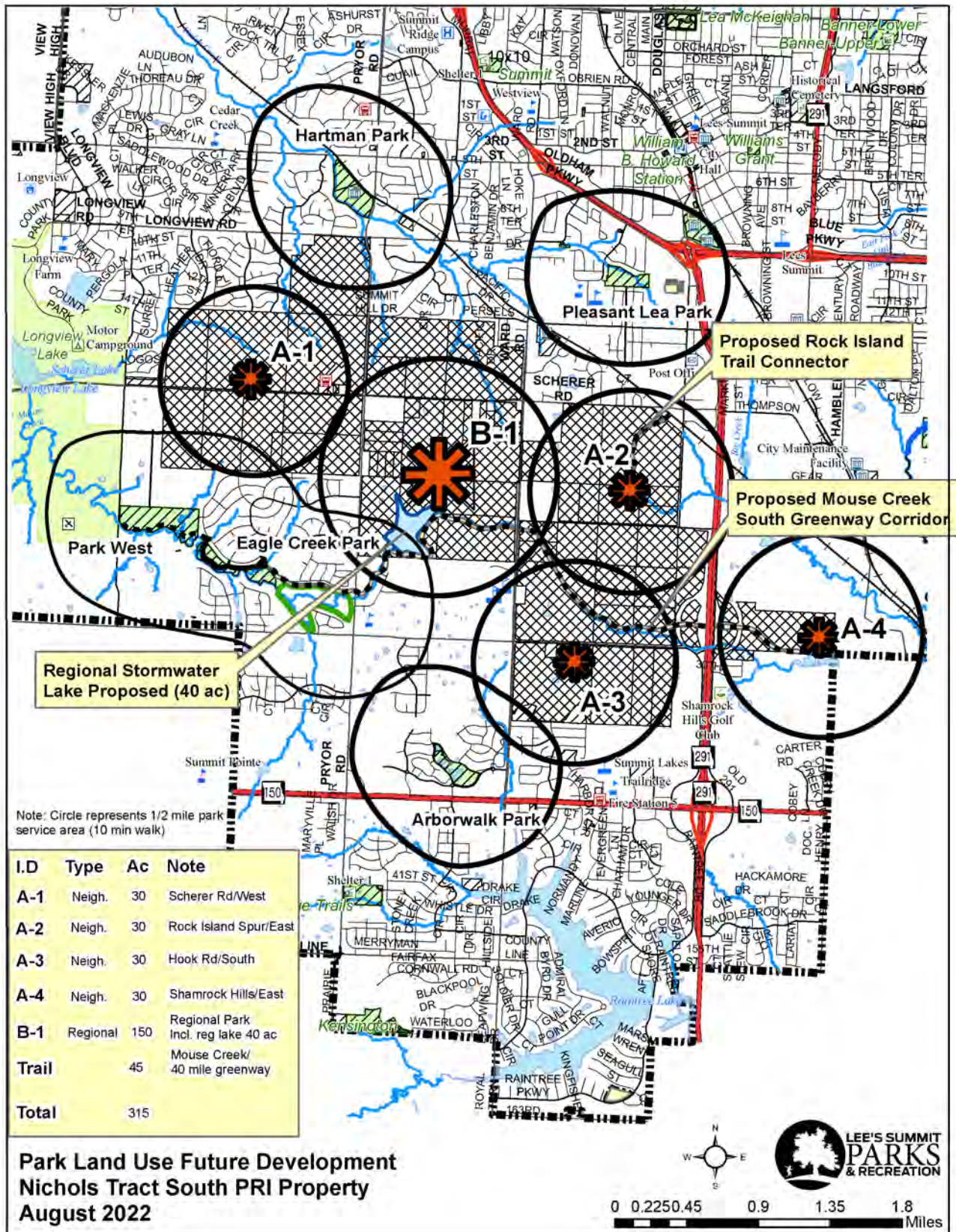
South Property Reserve Inc (PRI Land) does not have the same boundaries as the Rock Island Urban Center Activity Center.

- The Rock Island Urban Center is 589 acres, and the entire South Property Reserve Inc. is 3,141 acres.
- Parkland needed to serve the Rock Island Urban Center is 96 acres of the 576 undeveloped acres within the Activity Center (17%).
- Additional parkland needed to serve the area outside of the Rock Island Urban Center in the South PRI is approximately 250 acres according to population projections developed as a part of this update. This would meet the 12.5 acres of parkland per 1000 people.



The Rock Island Urban Center within the South PRI has the highest density of the Activity Centers. This area will serve as a transit-oriented development and commuter hub with a focus on connectivity with many trail connections including a direct connection to Rock Island Trail. This Activity Center will serve as a vibrant community gathering center that will be crucial in accommodating the needed park/open space for future growth.

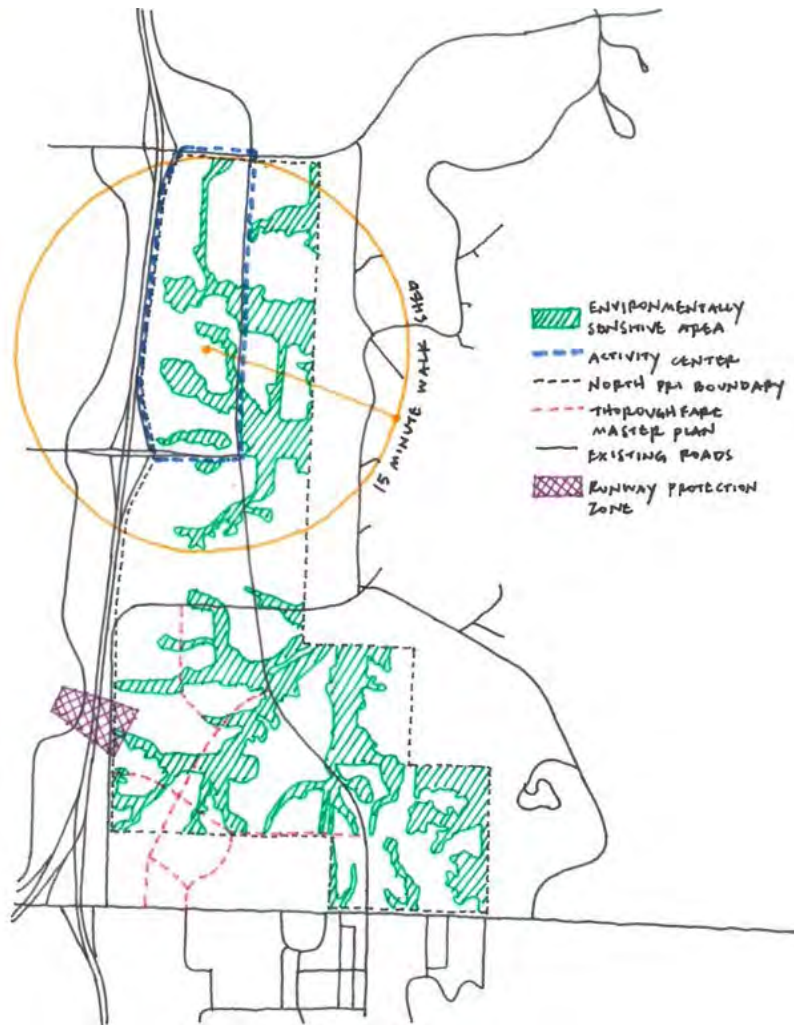
- a. Develop a large regional destination park to address the gap in southern Lee's Summit and the expected population growth.
- b. Include a Regional Stormwater Retention Water Feature such as a lake with non-motorized programming and camping.
- c. Connect trails through Rock Island Urban Activity Center to regional retention facility sited in Mouse Creek watershed in South Property Reserve Inc (PRI) property
- d. Enhance Trailheads with amenities and to draw people in.
- e. Seek out public/private partnerships for smaller neighborhood parks.
- f. Utilize the stream/riparian corridor setbacks for Trails connecting to park development and preserve natural beauty.
- g. Explore options for a community center and a fitness center and sports fields located further south.



1.1.3 Woods Chapel Activity Center within North Property Reserve Inc. (PRI) – 68 acres of parkland/open space needed.

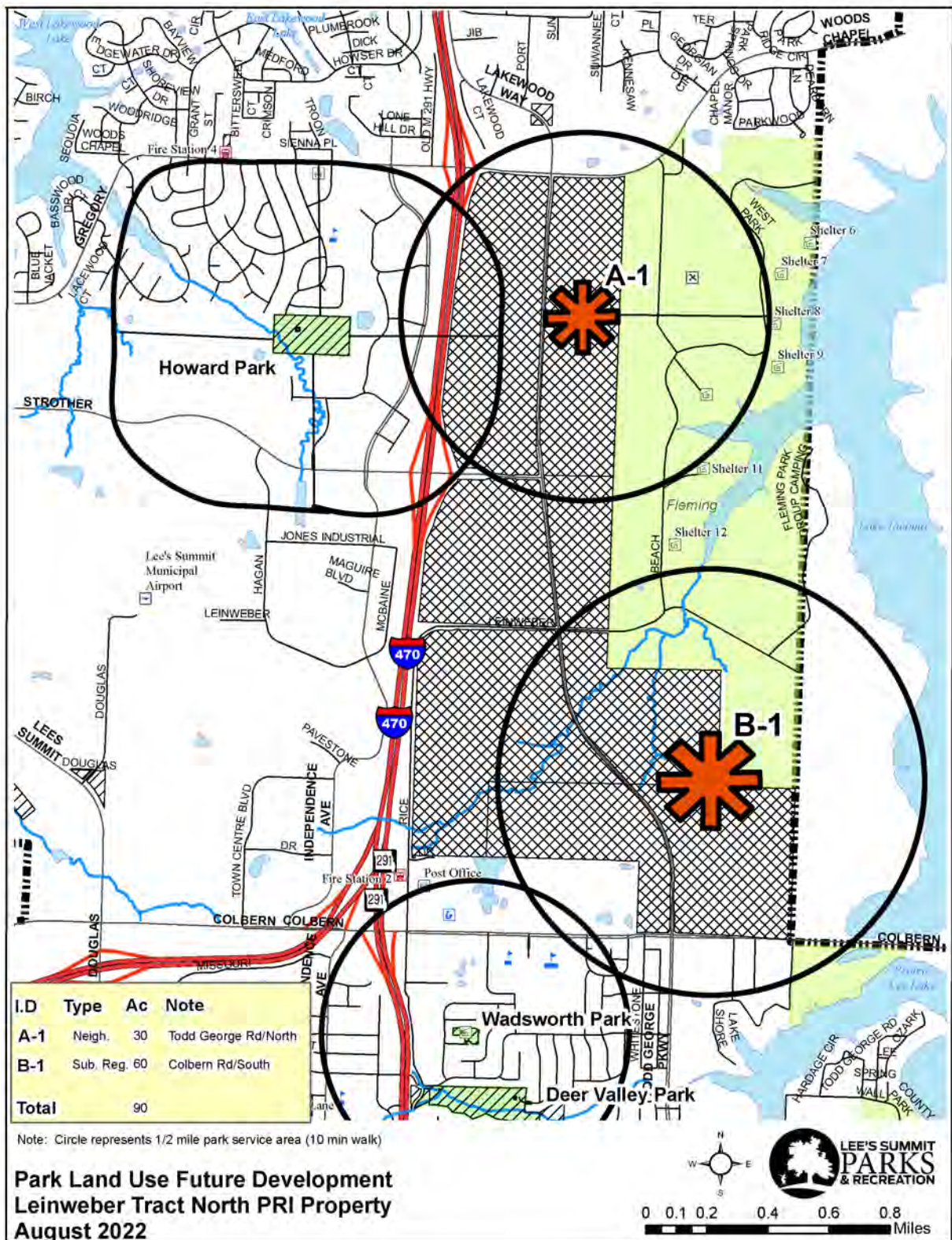
North Property Reserve Inc (PRI Land) does not have the same boundaries as the Woods Chapel Activity Center.

- The Woods Chapel Activity Center is 451 acres, and the entire South Property Reserve Inc. is 1,062 acres.
- Parkland needed to serve the Wood Chapel Activity Center is 68 acres of the 451 undeveloped acres within the Activity Center (15%).
- Additional parkland needed to serve the area outside of the Wood Chapel Activity Center in the North PRI is approximately 60 acres according to population projections developed as a part of this update. This would meet the 12.5 acres of parkland per 1000 people.



This Activity Center is characterized by its connections to an abundance of parks and open space opportunities including Lake Jacomo and Jackson County Parks + Rec amenities. Parks and Recreation development in this area should focus on the natural environment and protection of natural resources, while providing a gateway to larger Jackson County Park amenities.

- Explore development of a destination park with public/private programming to serve as a gateway park to Jackson County Parks + Rec lakes.
- Protect environmentally sensitive areas as depicted on this map. These are primarily hardwood forest.
- Develop a neighborhood park with an all-inclusive playground.
- Explore options to develop an arboretum and nature center.



1.1.4 Summit Activity Center –26 acres of parkland needed

The Summit Activity Center includes a range of commercial, industrial, and residential options and will continue to serve as a regional destination with potential to serve as community mobility hub, ensuring increased connectivity to all parts of Lee's Summit.

- a. Enhance pedestrian connectivity potentially through a trail connection at Chipman Road.
- b. Explore options for an arboretum, nature center, splashpad or dog park.

1.1.5 New Longview –16 acres of parkland needed

The New Longview Activity Center includes an historic component with the Longview Farm and historic gateways to the community. This area is a unique asset to the community and has the potential to evolve and serve a larger regional role through multimodal connections.

- a. Consider the Activity Center's unique asset to the community and potential to evolve and serve a larger regional role.
- b. Connect trails to Longview Lake.
- c. Explore options to add interpretive signage for historical education.
- d. Explore options for a dog park or a fieldhouse.

1.1.6 Blackwell Activity Center – Future Activity Center

- a. Enhance to serve as a gateway to James A. Reed and connect to the Resource Recovery Park
- b. Newly annexed Barber property in Eastern Lee's Summit in the Blackwell Activity Center will need a neighborhood park and potentially serve as a connection to the James A Reed Nature Preserve.

1.1.7 Enhance signage and wayfinding to connect downtown.

1.1.8 Establish a parkland dedication ordinance for developers.

1.1.9 Develop a funding plan to purchase land for parks and trails ahead of development.

Priority 2: Create destination parks, publicly accessible parks, and desired facilities and programming as part of an economic development strategy.

2.1 Develop splashpads in the south of Lee's Summit.

2.2 Develop adventure amenities such as a zipline and climbing wall to create unique attractions.

2.3 Explore locations to develop a fieldhouse adjacent to Longview Community Center or the North PRI area near Todd George Pkwy.

2.4 Explore locations to develop a fifth Community Center in the North PRI.

2.5 Create more programming for all ages.

2.6 Explore teen opportunities such as ice hockey, teens nights, skate park or roller rink, and paintball on unused sports fields.

2.7 Explore ways to make the website more user friendly and potential apps for registration.

2.8 Increase awareness of senior programming post-Covid.

2.9 Create a destination park within the Rock Island Urban Activity Center to serve as a draw to bring people to the commercial area and serve the southern part of Lee's Summit.

2.10 Locate the Rock Island Trailhead in or adjacent to the Rock Island Urban Activity Center inside of the Rock Island Urban Activity Center with surrounding commercial and Residential 2 & 3 housing. The

Rock Island Trailhead will also drive lodging needs, both rustic and boutique hotel within activity center.

- 2.11 Improve signage connecting people to Downtown from this Rock Island Trailhead.
- 2.12 Increase connectivity to downtown through trails and parks.
- 2.13 Connect trails through Rock Island Urban Activity Center to regional retention facility sited in Mouse Creek watershed in South PRI property and onto Longview Lake and Longview Activity Center.
- 2.14 Develop more all-inclusive playgrounds.
- 2.15 Enhance bicycle infrastructure to increase bicycle connectivity through parks and trails.
- 2.16 Make future improvements to the Legacy Park Amphitheater to appeal to higher caliber performances and improve audience experiences. (Ignite Comprehensive Plan Page 35).

Priority 3: Create city-owned “entrance parks” into regional parks and trails systems.

- 3.1 By locating “entrance parks” directly adjacent to the existing county, state, lakes, and trail system Lee’s Summit residents in the surrounding neighborhoods are invited into the larger systems.
- 3.2 Design entrance parks as neighborhood park facilities.
- 3.3 Use these entrance/neighborhood parks to fill in where there is a gap in the 10-minute walk to parks from neighborhoods.
- 3.4 Connect the Summit Activity Center through the Unnamed parkland to the trail system in Unity Village.
- 3.5 Protect high value natural resources within Wood’s Chapel Activity Center for public use adjacent to and as an entrance into Fleming Park with partnership from Jackson County to increase the value of the developable land within the activity center.

Priority 4: Create unique facilities and programming in partnership with other agencies and adjacent to existing facilities.

- 4.1 Explore intermural sports for high school aged programming.
- 4.2 Seek ways to increase integration of art, history, and culture in our parks.
- 4.3 Continue to develop indoor and outdoor facilities.
- 4.4 Create opportunities for youth e-gaming to work with and potentially partner with the intercollegiate E-gaming facility at MCC/Longview.
- 4.5 Utilize the new fieldhouse as an indoor space for winter camps using turf fields.
- 4.6 Investigate opportunities to develop indoor baseball/softball batting cages.
- 4.7 Invest in more dog parks, splash pads, and pickleball facilities throughout Lee’s Summit to increase accessibility.
- 4.8 Explore partnerships with the County for drone flying fields.
- 4.9 Increase camping opportunities for trail and large park users such as at the Rock Island Trail Head and the destination park potential in the South PRI.
- 4.10 Establish a policy to determine type of amenity and facility development between City and private parks.

Priority 5: Connecting parks to each other and Activity Centers with trails.

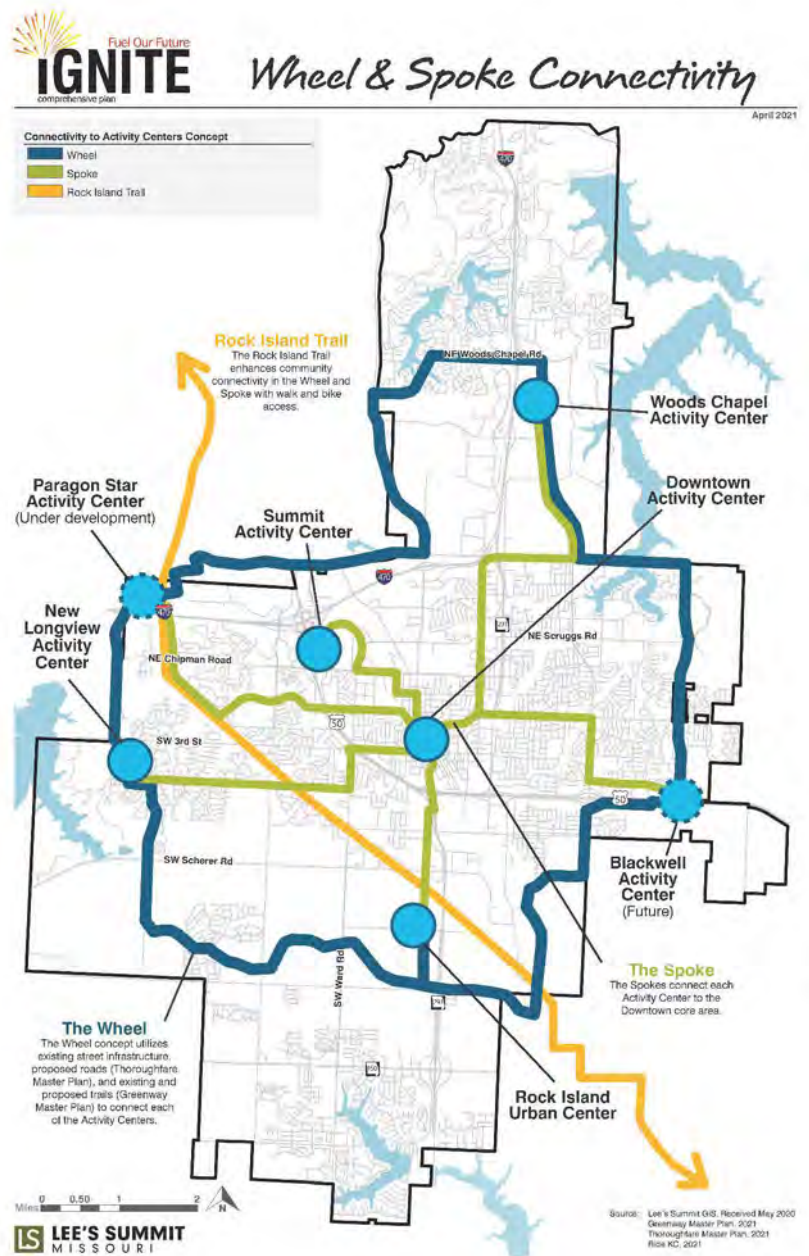
5.1 Prioritize connections from:

- Neighborhoods to parks, schools and community amenities, and retail.
- Downtown to Rock Island and Greenwood-Katy Trail.
- Park connections to Katy Trail.
- Northern Lee's Summit.

5.2 Work to connect Little Blue Trace to Rock Island.

5.3 Commercialize key trailheads to include concessions or camping.

5.4 Create a neighborhood park to serve the Future Blackwell Activity Center. Connect it through James A Reed to the Resource Recovery Center Park.



Source: Ignite Comprehensive Plan.

Priority 6: Preserve Lee’s Summit’s high value resources for enjoyment by future generations.

- 6.1 Develop an arboretum and educational nature center with interpretive areas.
- 6.2 Incorporate interpretive areas for learning and education throughout our natural parks and blueways.
- 6.3 Create an interpretative center at the resource recovery facility/former landfill site to share the environmental value of the reuse.
- 6.4 Pair trails with stream/riparian corridor setbacks to make use of the land while preserving streams and creating a pleasant user experience.
- 6.5 Site a regional retention facility within the Mouse Creek watershed within the south PRI property to serve as a small lake within a regional park facility.
- 6.6 Produce an interconnected network of conservation lands throughout the community.
 - a. Promote Legacy Park as a conservation effort to remain undeveloped.
 - b. Preserve and incorporate natural space throughout Lee’s Summit and the park system. (Wildlife habitat protection, watershed management and stream protection, urban forest management.)
- 6.7 Incorporate native plants and landscapes into park design and watershed management.
- 6.8 Incorporate conservation or native areas into more parks.
- 6.9 Seek ways to improve energy sustainability in our parks and programming.

BIG IDEA #1

Preserve natural resources, open space, recreational, cultural and historic resources.

Source: Ignite Comprehensive Plan.

Open Space

Protect natural green infrastructure, providing places for recreation, preserving important environmental and ecological functions, sustaining wildlife corridors, and enhancing quality of life.

Ignite Comprehensive Plan 2020 – Future Land Use Guidance

Priority 7: Maintain existing parks, facilities, and trails to ensure industry standards are met.

This is ongoing. See previous plan for progress update.

BIG IDEA #5

Sustain and enhance City services, public facilities and infrastructure to protect a high quality of life.

Source: Ignite Comprehensive Plan.

Priority 8: Ensure funding sources and levels are diverse, sustainable, and meet the needs of the community.

- 8.1 Continue to seek federal, state, and local grants, such as placemaking or stormwater grants, to fund park system development
- 8.2 Implement an impact fee or land dedication ordinance to ensure open space with increased development.
- 8.3 Encourage private donation to fund park system development

Appendix

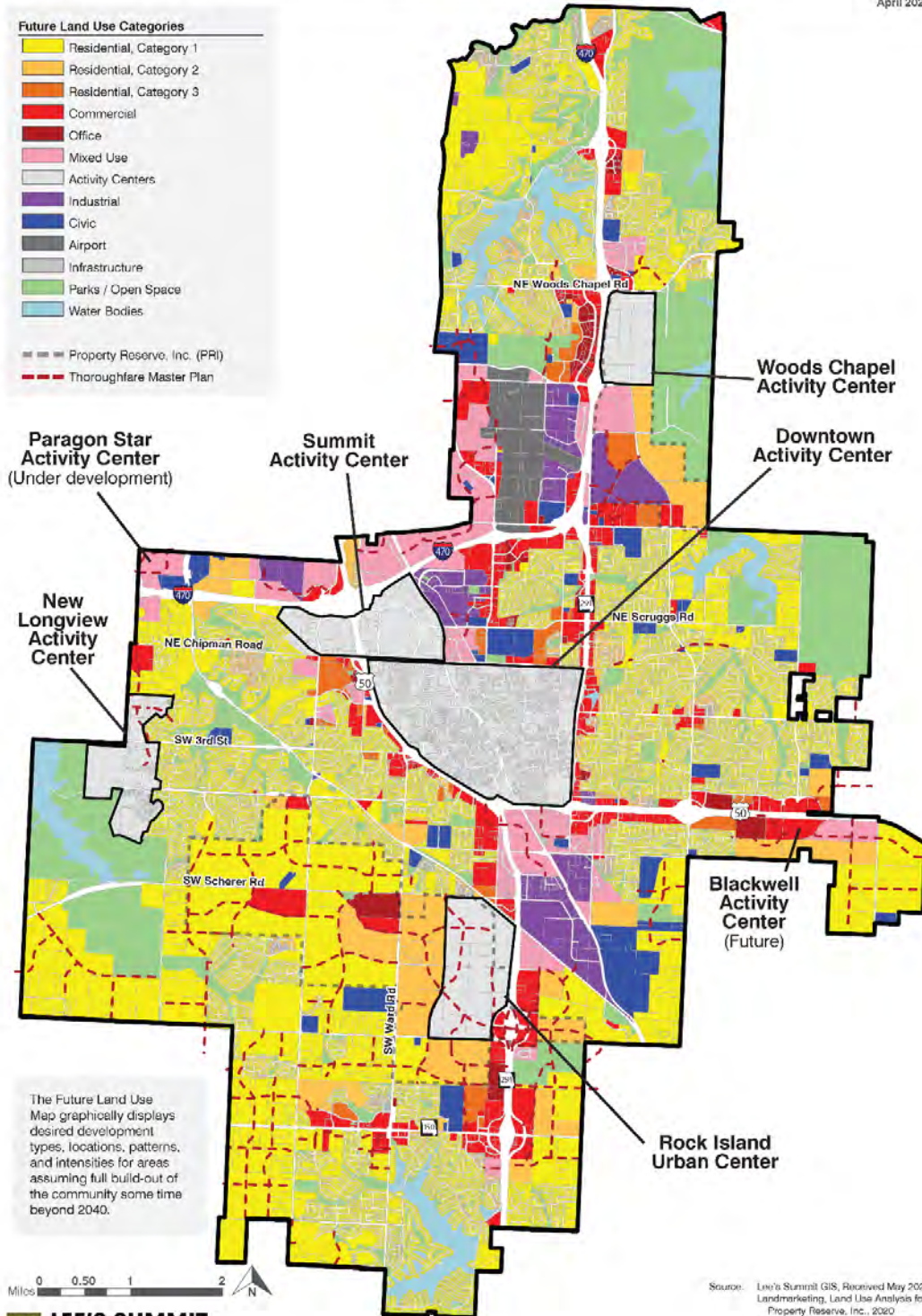
Future Land Use

April 2021

Future Land Use Categories

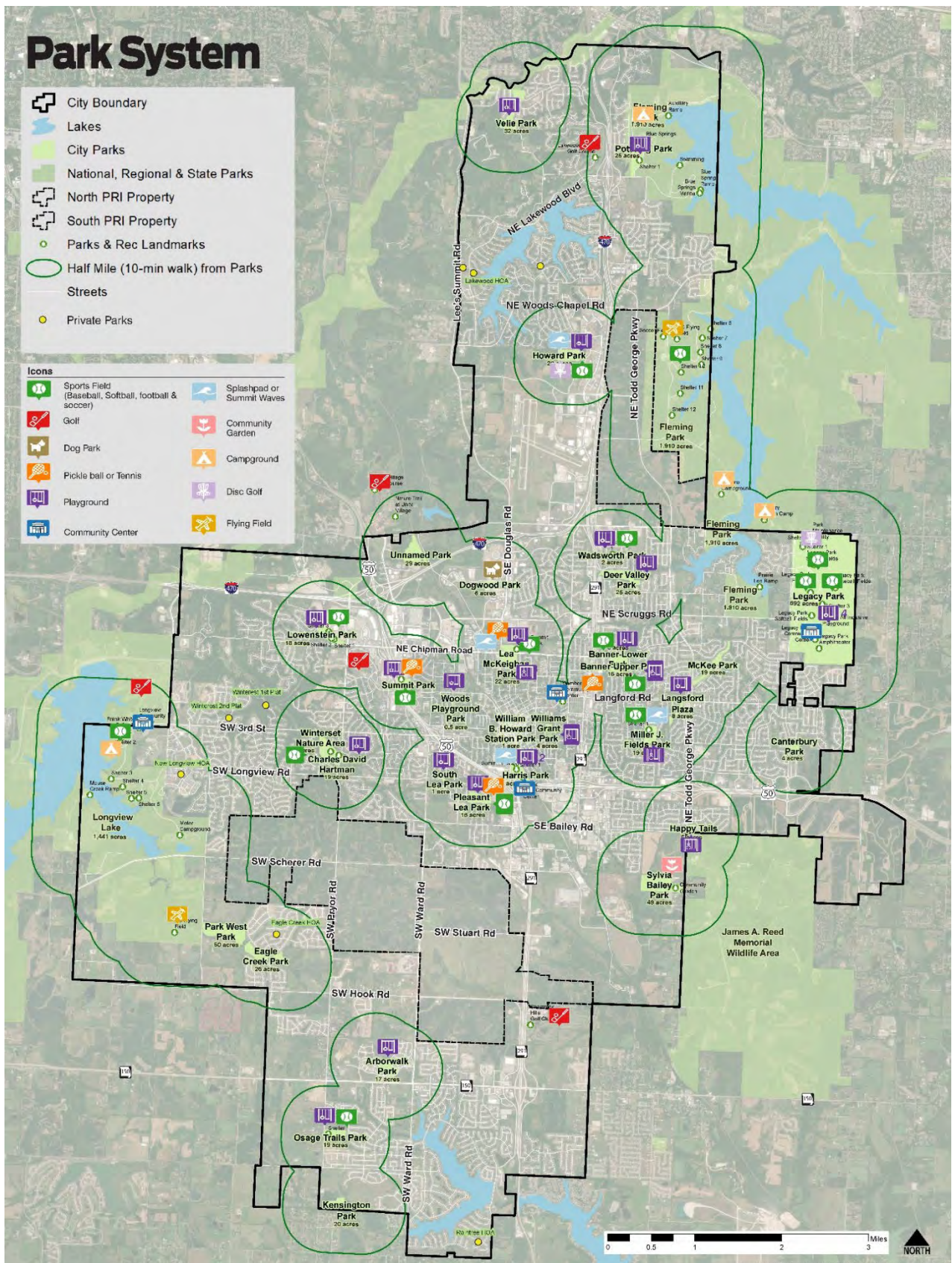
- Residential, Category 1
- Residential, Category 2
- Residential, Category 3
- Commercial
- Office
- Mixed Use
- Activity Centers
- Industrial
- Civic
- Airport
- Infrastructure
- Parks / Open Space
- Water Bodies

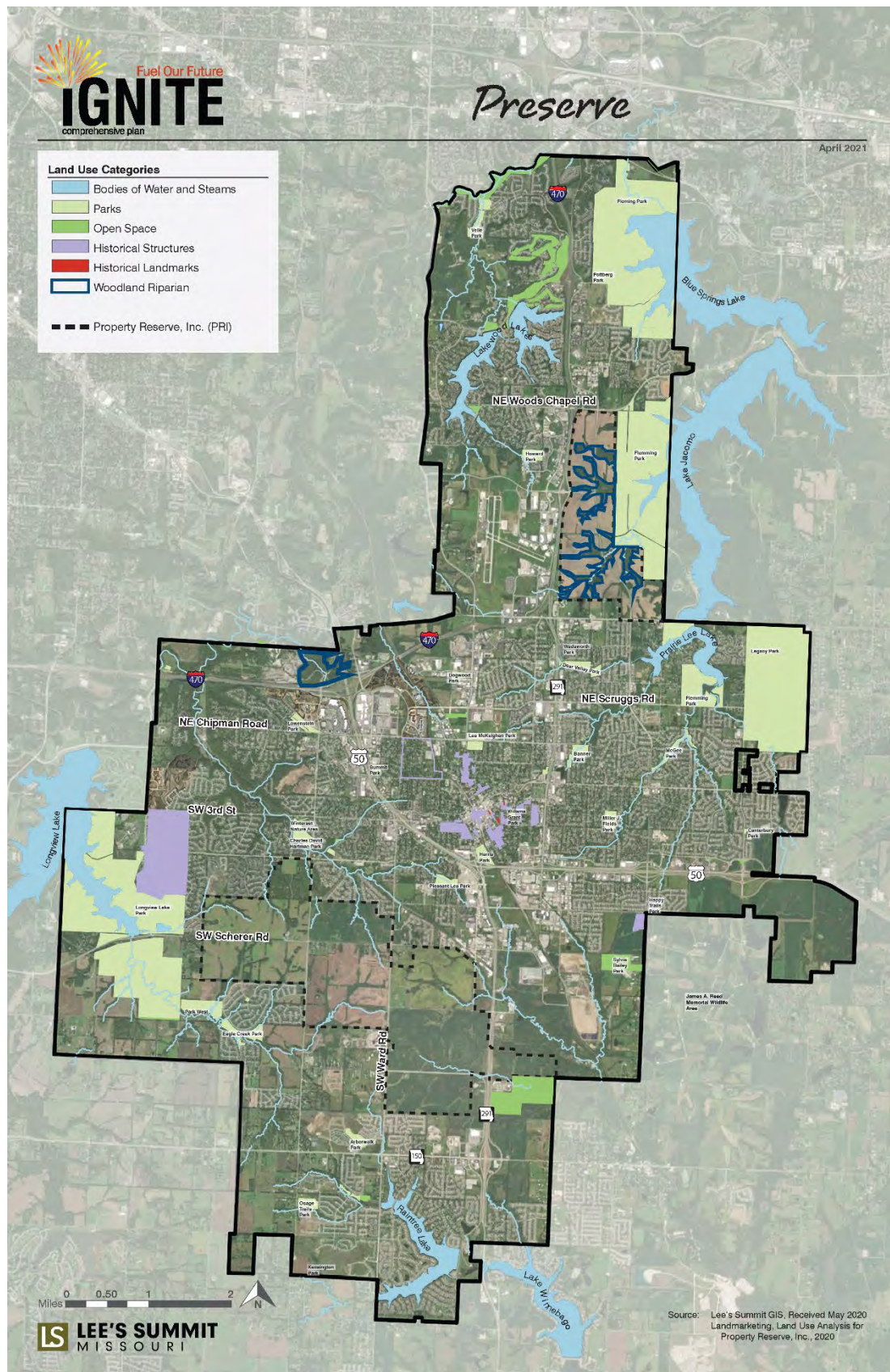
- Property Reserve, Inc. (PRI)
- Thoroughfare Master Plan



The Future Land Use Map graphically displays desired development types, locations, patterns, and intensities for areas assuming full build-out of the community some time beyond 2040.

Park System





SWOT Summaries

Lee's Summit Parks and Recreation Staff Responses

S	W	O	T
Park Responses <ul style="list-style-type: none"> Quality of amenities Community Support & Engagement Variety of programs /amenities Innovative & Progressive Communication, Reputation & staff attitude/teamwork High work standards Attention to detail Fiscally responsible & funding sources (property/sales tax) Leveraging resources Industry trend identification Family-friendly Affordable Customer service oriented Accessible Existing plans (greenway etc.) Park Board is diverse & committed 	<ul style="list-style-type: none"> Technology <ul style="list-style-type: none"> Not user friendly Holds back operations and efficiency Staff shortage compared to size of operation Reactive v. proactive <ul style="list-style-type: none"> Maintenance band aids instead fixing root of problem Take negative external comments too seriously sometimes Lack of funding to reach aspirations Financial viability of community centers due to pandemic Lack of public awareness & marketing Diversity Welcoming change & thinking outside the box 	<ul style="list-style-type: none"> Land & Fieldhouse PRI Property & other available land for expansion Land dedication or impact fees Landfill project Partnerships with agencies & city Have specialized athletic trainers for sports Secured funding for future development Sales Tax revenue Community financial support Use pandemic shifts to advantage <ul style="list-style-type: none"> Streamline business practices & enrollments Shorten wait times and reduce staffing needs EX. QR codes, pre purchased tickets, online purchasing easier E-Bike rental/Bike-sharing, Rock Island & Katy Connections More trail hubs/trailheads A "Legacy Park" West 	<ul style="list-style-type: none"> Development without parks and trails consideration <ul style="list-style-type: none"> Support from city Vandalism Private sector - competition Staffing difficulties – supply chain and materials costs Pandemic effects & future concerns Sales tax funding – drop in revenues to budget Cost of land & construction Lower membership revenue (from pandemic) Katy Trail not in Lee's Summit Land acquisition for more parks Increased cost of services/facilities

City of Lee's Summit Planning Staff Responses

S	W	O	T
City Responses <ul style="list-style-type: none"> Adding dog parks Large, spacious parks Quality and unique parks for all interests Diverse program offerings (classes & facilities) Community Support and engagement Balanced park locations Maintenance & asset management Summit Waves, Ice Rink & splash pads Amount of Parkland and quality of open space Positive organizational attitude & "QOL" provisions Employee attitudes 	<ul style="list-style-type: none"> Pocket parks closer to neighborhoods Facility costs & program fees (particularly for low-to-moderate households) Internally focused – lack of external perspective Competition with private sector limits revenue to support goals Southern LS lacking regional park like Legacy Citizen awareness of park offerings 	<ul style="list-style-type: none"> Develop new facilities in southern LS. More group class offerings More people are moving to LS which increases tax base Completing greenway plans through subdivision development PRI property becoming available along with the Activity Centers Additional outdoor pool offerings Outdoor winter programming (sledding, snowboarding, etc) Partnerships with School Districts (resources, employees) 4,300 acres of future development Regional trail connections increasing multimodal community & promoting healthy activities Growing individual health aspirations will draw people to facilities/classes. 	<ul style="list-style-type: none"> No requirements for developers to be set aside for park development and public use Private providers Staffing shortages Private market offerings that compete with existing or new potential programming. Increases in costs Future health pandemics Global warming as it relates to energy cost, property insurance, general climate for outdoor activities Increased maintenance costs that lead to a reduction in quality or replacement frequency Growing density and park capacity & demand

Lee's Summit Parks and Recreation Board Responses

S	W	O	T
<p>Board Responses</p> <ul style="list-style-type: none"> • Large variety for patrons across all ages • Well maintained and actively used • Park staff is always looking forward and responsive to our patrons • Park department is well funded and supported • Many new projects and the visibility in the community is very positive • Good leadership and staff • Community support • Taxpayer support • Strong and caring board • Overall amount of parks, activities and facilities 	<ul style="list-style-type: none"> • Should prioritize completion of more trails • Would like to see more parks in the northern part of LS • Covid draining opportunities for programming. Will it end or is this the new norm? • Lack of public understanding of government restrictions, participation, and revenue • Quick to change and lead in the modernization of facilities and programs 	<ul style="list-style-type: none"> • Acquire and develop more park acreage • Be flexible and always look at the best priority given the current economic and funding situation • Acquire more donated land in strategic areas to our residents • Maintain taxpayer support • Aligned with the future enhancement projects in the long-term plan and approved sales tax funding • Develop the old dump • Our size (land mass) 	<ul style="list-style-type: none"> • Inability to buy land specifically for park development due to development priorities and/or funding limitations • Access to constant funding to grow, develop, and operate parks, facilities, and programs • Not following a clear and consistently updated priority plan • Ongoing pandemic and unknowns • Will inflation impact cost of projects? Labor shortages?

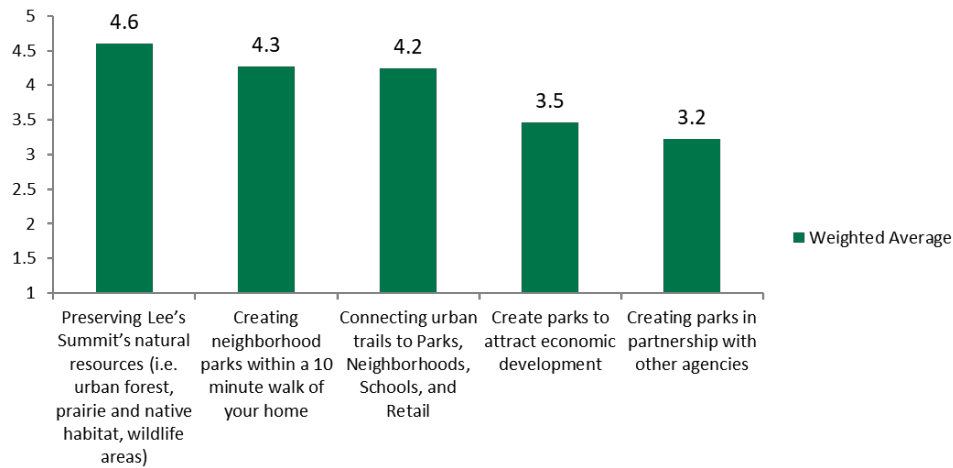
Lee's Summit Parks & Recreation Master Plan

Visioning Survey

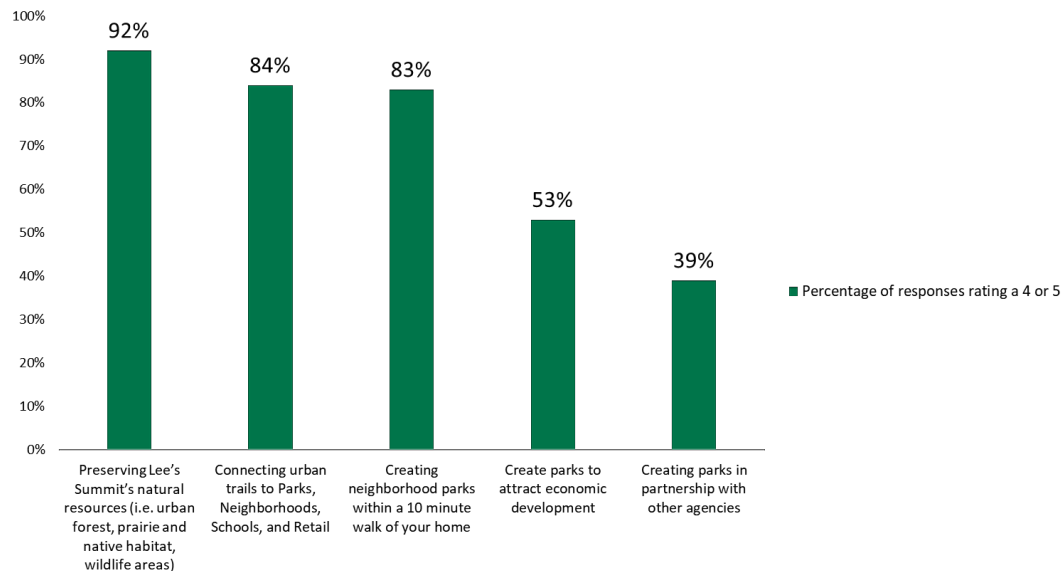
Summary Report

Question 1 | 1,075 responses

Please rate how important the following park development priorities are to you

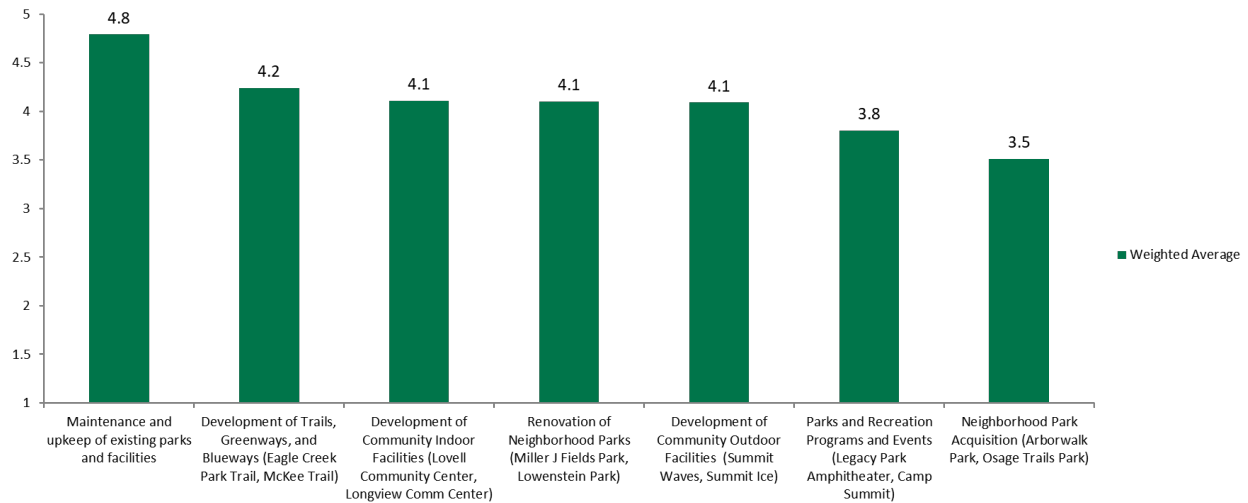


Please rate how important the following park development priorities are to you

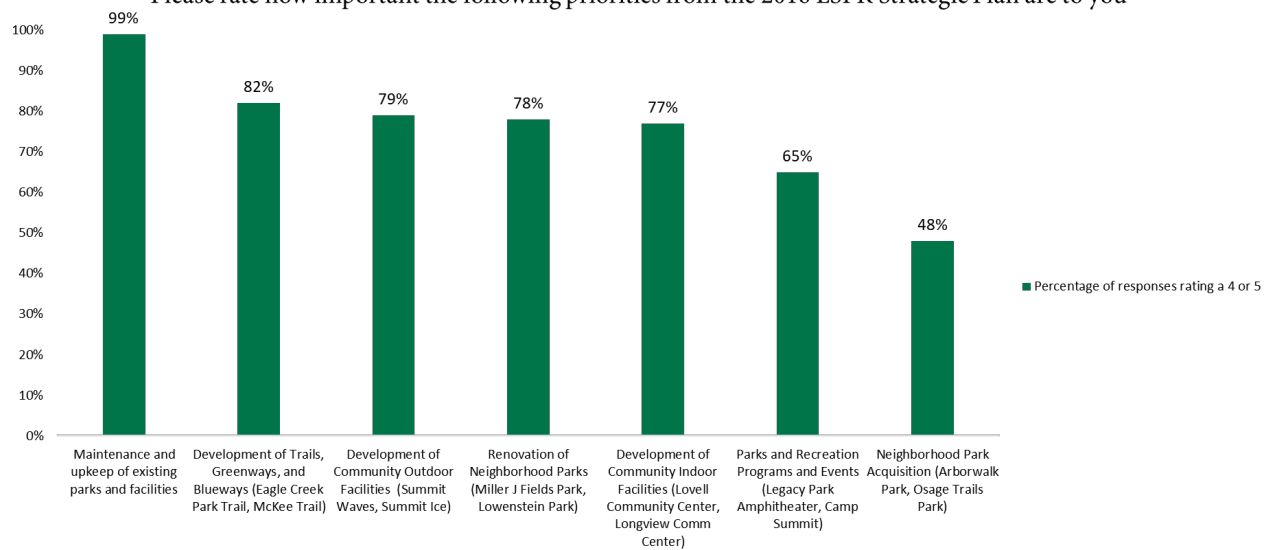


Question 2 | 1,020 responses

Please rate how important the following priorities from the 2016 LSPR Strategic Plan are to you



Please rate how important the following priorities from the 2016 LSPR Strategic Plan are to you



Question 3 | 416 responses

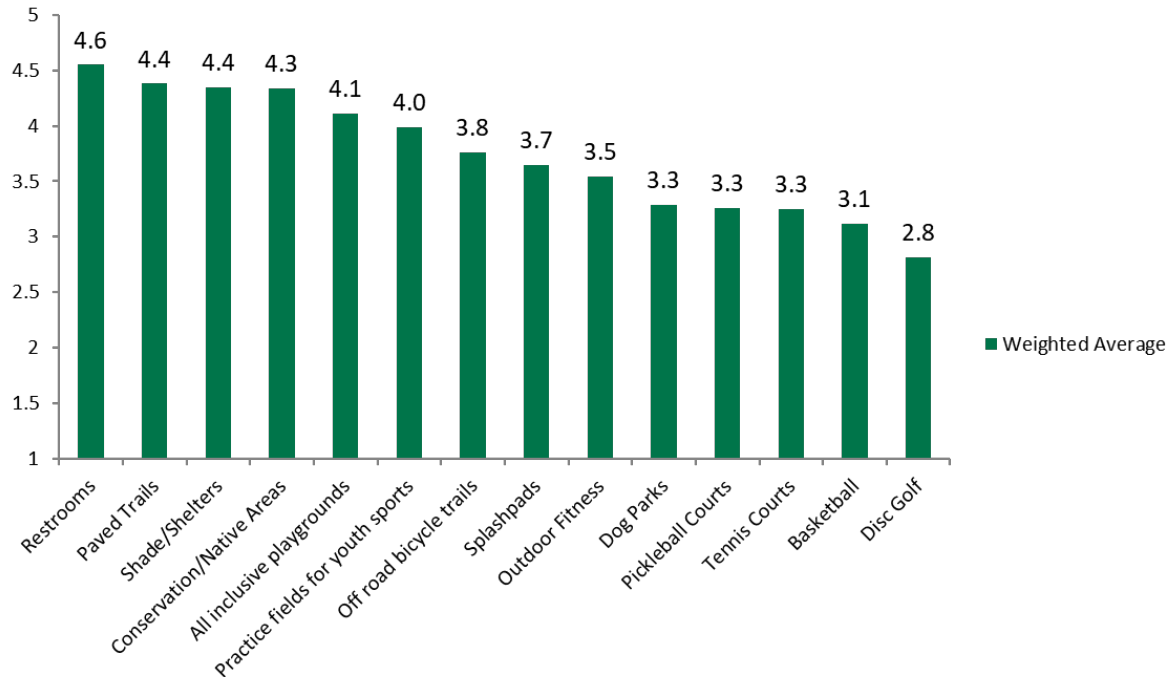
In a vibrant and growing community like Lee's Summit, are there other priorities not listed that LSPR should consider?

Answers included:

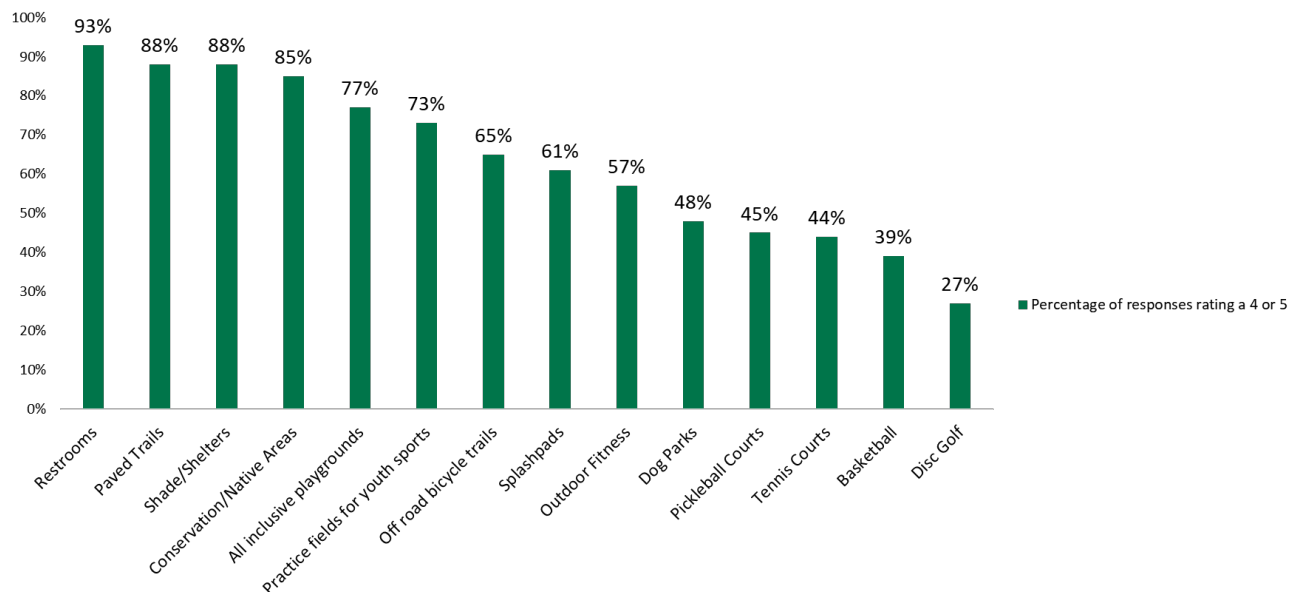
- Request for more off leash dog parks and more pickleball courts – outdoor facilities
- Trails Trails Trails
- Connectivity is mentioned frequently
- Comments by Category
 - Outdoor facilities (145)
 - Trails and Connectivity (77)
 - Programming (54)
 - Environment (29)
 - Park Maintenance (29)
 - Facilities (27)
 - Indoor Facilities (25)
 - Kudos (15)
 - General comments (60)

Question 4 | 999 responses

Please rate how important the following park amenities are to you

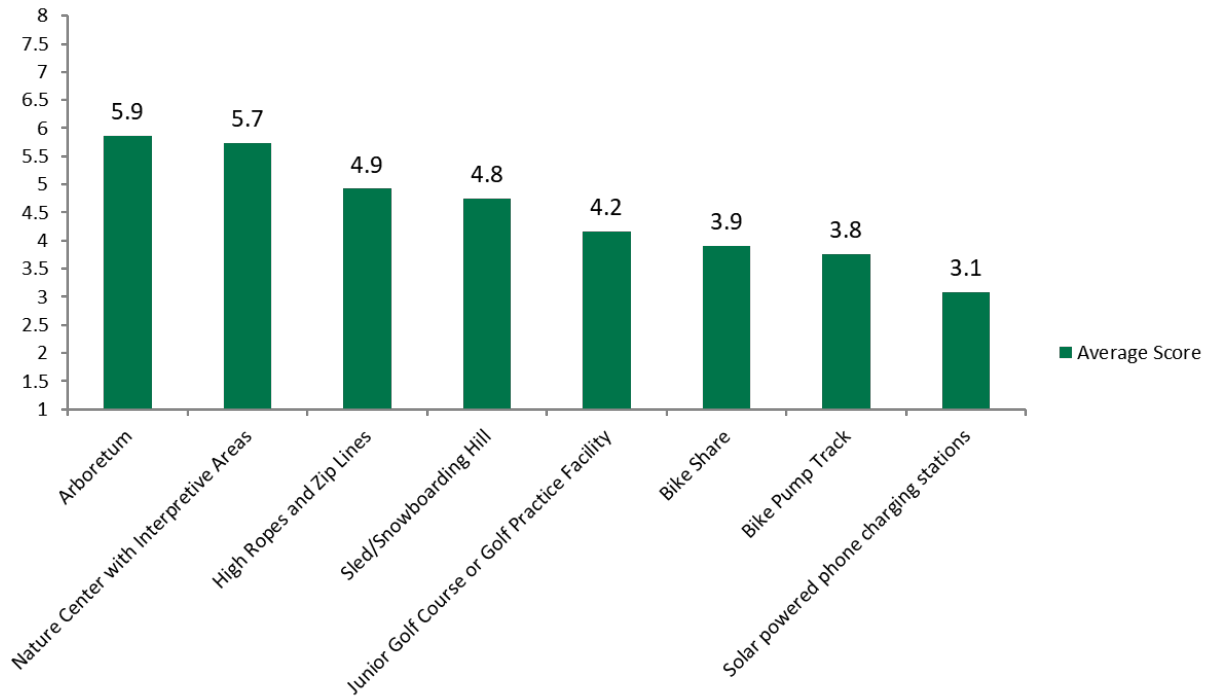


Please rate how important the following park amenities are to you

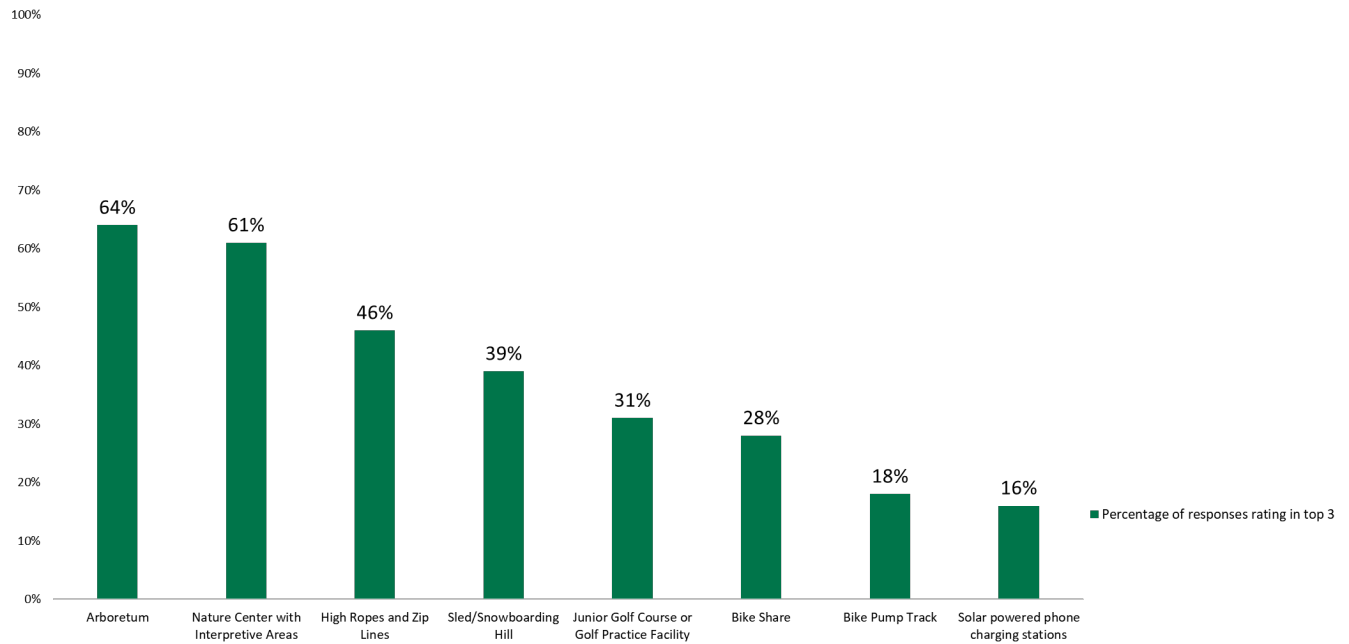


Question 5 | 933 responses

Which of the following park amenities not currently offered would you like to see in Lee's Summit? (Rank in Order of most to least interested in)



Which of the following park amenities not currently offered would you like to see in Lee's Summit?



Question 6 | 403 responses

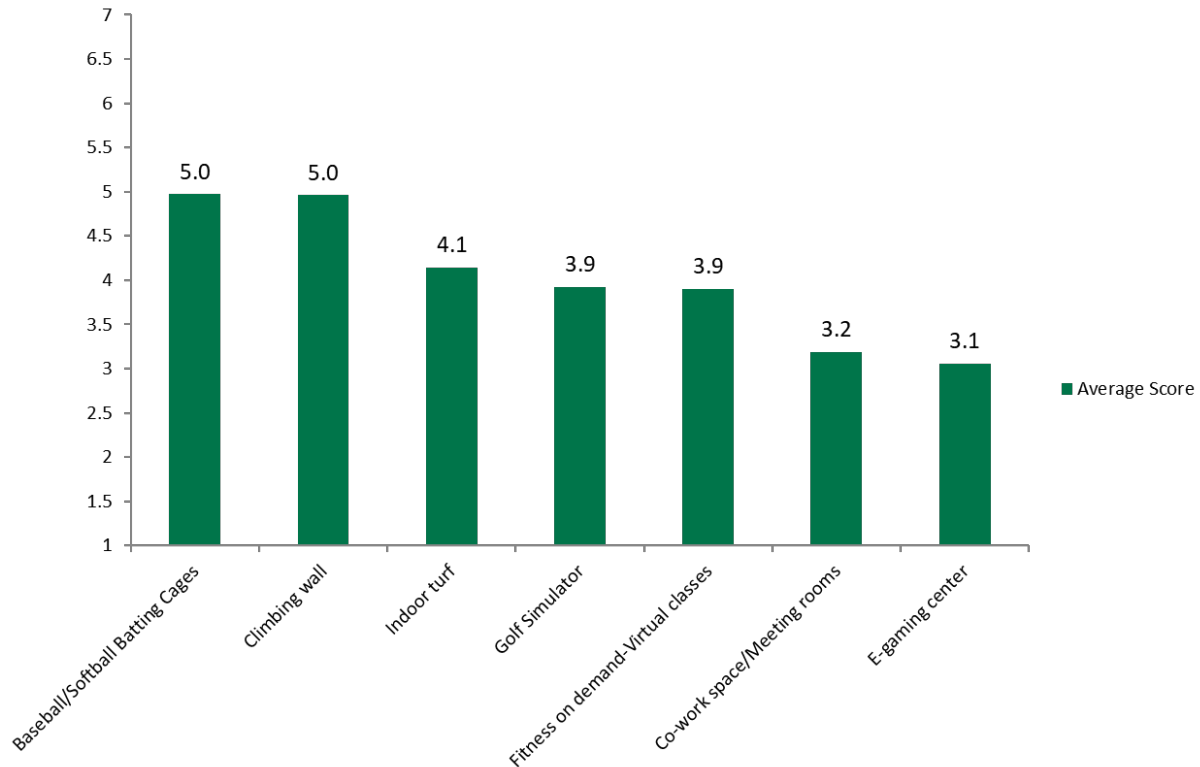
Are there any other park amenities not currently offered that you would like to see in Lee's Summit?

Frequent Comments

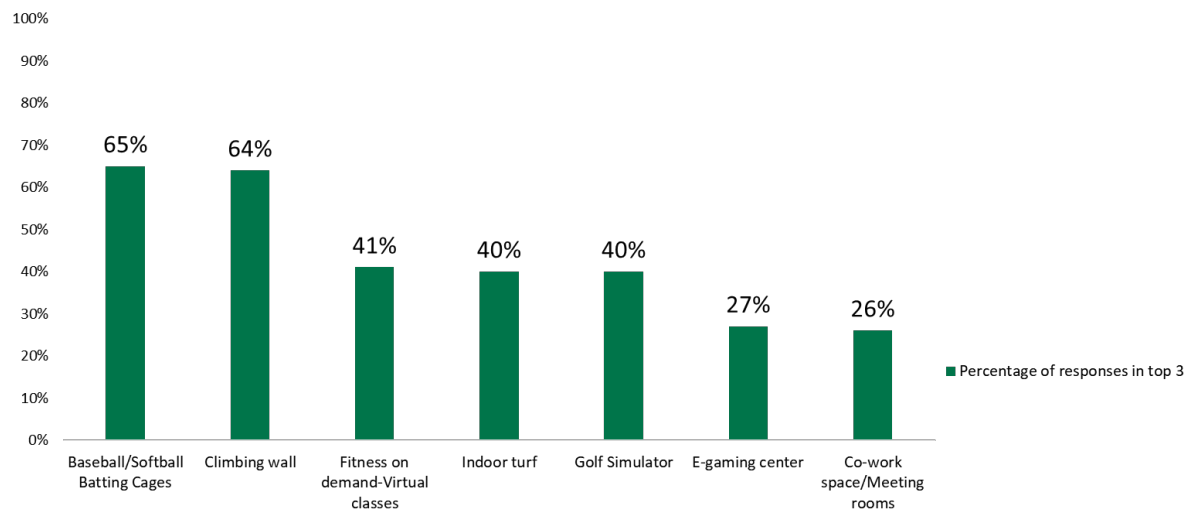
- Convenience are important in parks
- Multi court pickleball complex
- Comments by Category
 - Park amenities (56)
 - Pickleball (18)
 - Aquatics (18)
 - Trails (14)
 - Golf (10)
 - Native Habitat (9)
 - Dirt trails/Pump track (9)
 - Dog Park (8)
 - Adventure activities (8)
 - Skate Park (7)
 - Disc golf (7)
 - Nature Center (7)
 - Accessibility (6)
 - Roller Skating (5)
 - Basketball (5)

Question 7 | 901 responses

What types of indoor facilities/amenities should LSPR offer in the future that are not currently offered? (Rank in Order from most to least interested in)



What types of indoor facilities/amenities should LSPR offer in the future that are not currently offered?



Question 8 | 348 responses

Are there any other indoor facilities/amenities you would like to have in Lee's Summit?

Frequent Comments

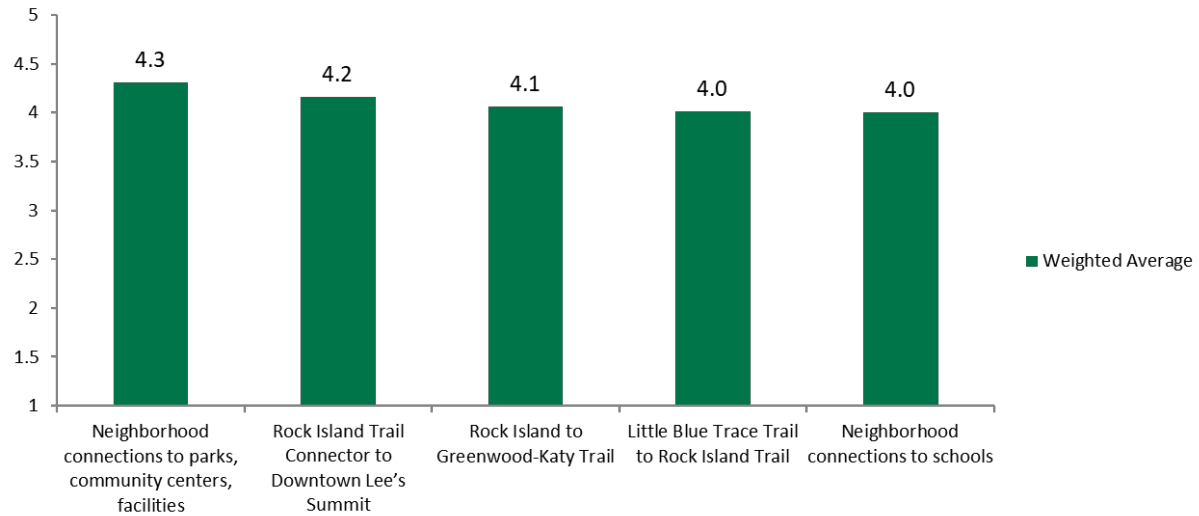
- More pools and open swim
- mentioned frequently
- Fieldhouse development is high
- priority
- Indoor playground space

Comments by Category

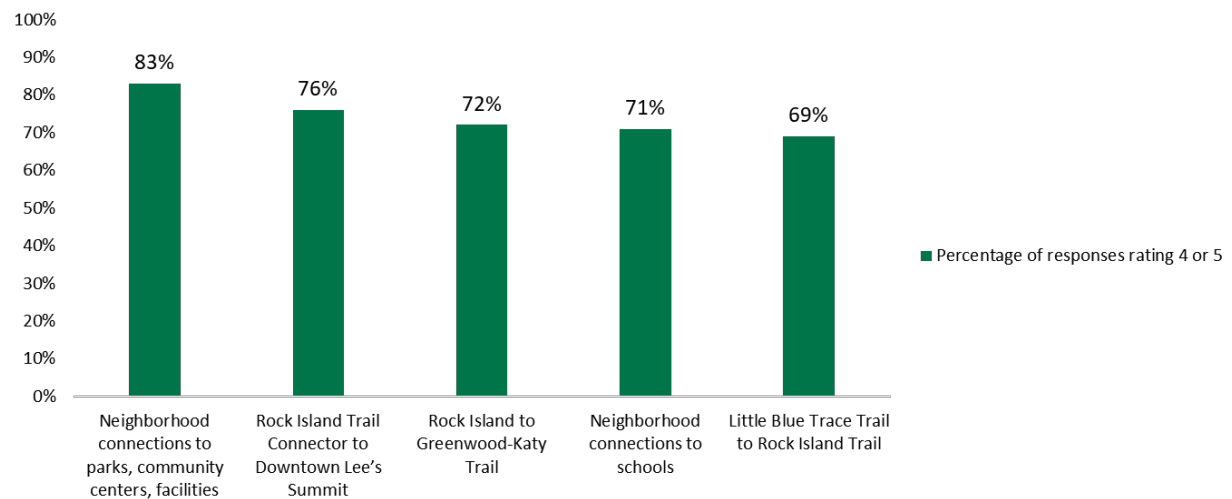
- Aquatics (28)
- Fieldhouse (25)
- Pickleball (24)
- Indoor playground (13)
- Indoor family entertainment (11)
- Programming (12)
- Racquetball (10)
- Tennis (10)
- Adventure (9)
- Cultural Arts (8)
- Indoor ice Rink (8)
- Indoor dog park (2)
- Walking track (7)
- Roller Skating (7)

Question 9 | 928 responses

Please rate how important these trail priorities from the 2019 LSPR Greenway Master Plan are to you

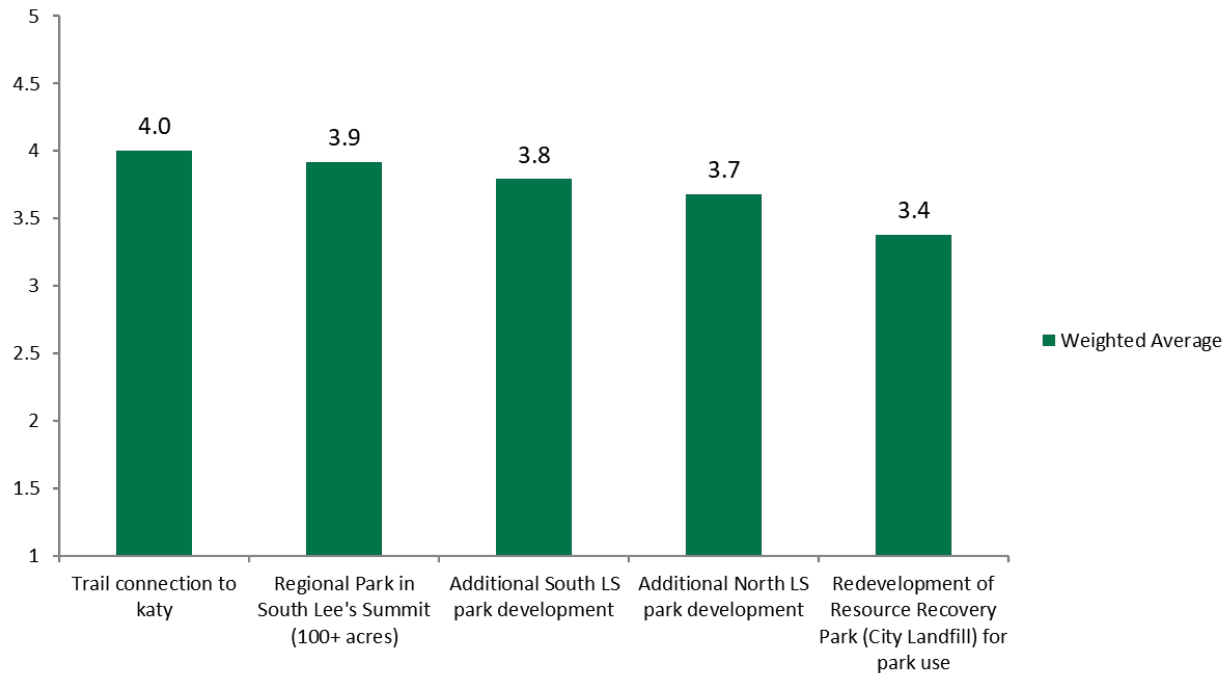


Please rate how important these trail priorities from the 2019 LSPR Greenway Master Plan are to you

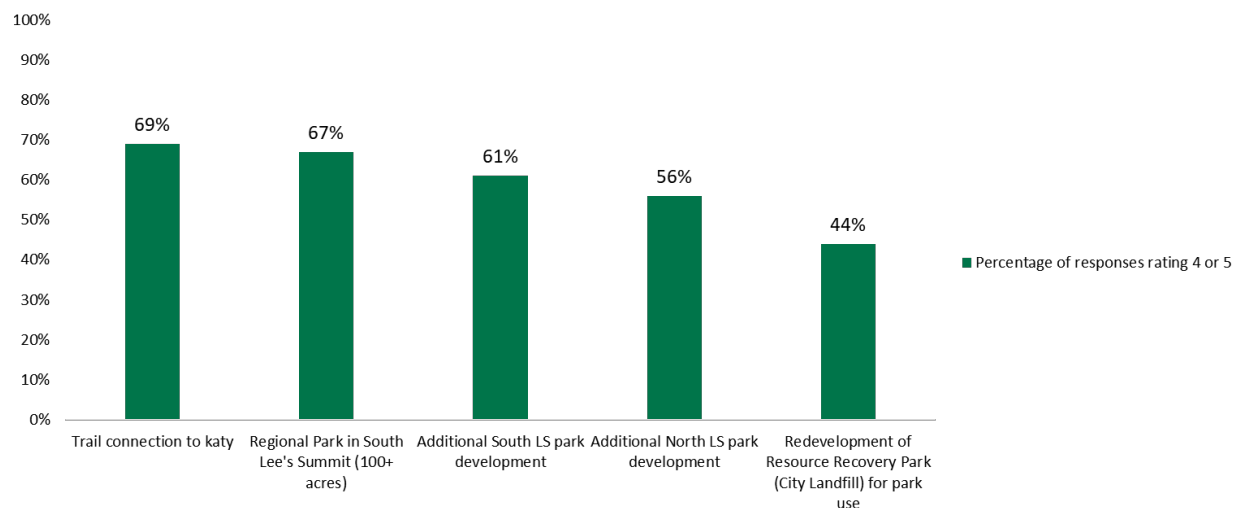


Question 10 | 928 responses

Please rate how important the following community parks development priorities are to you

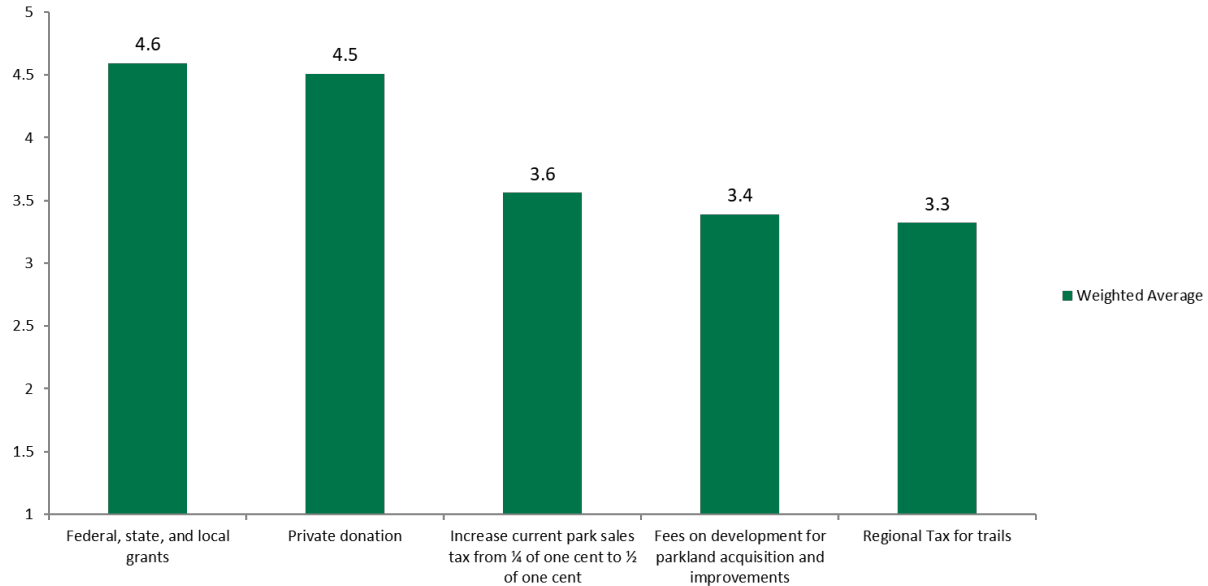


Please rate how important the following community parks development priorities are to you

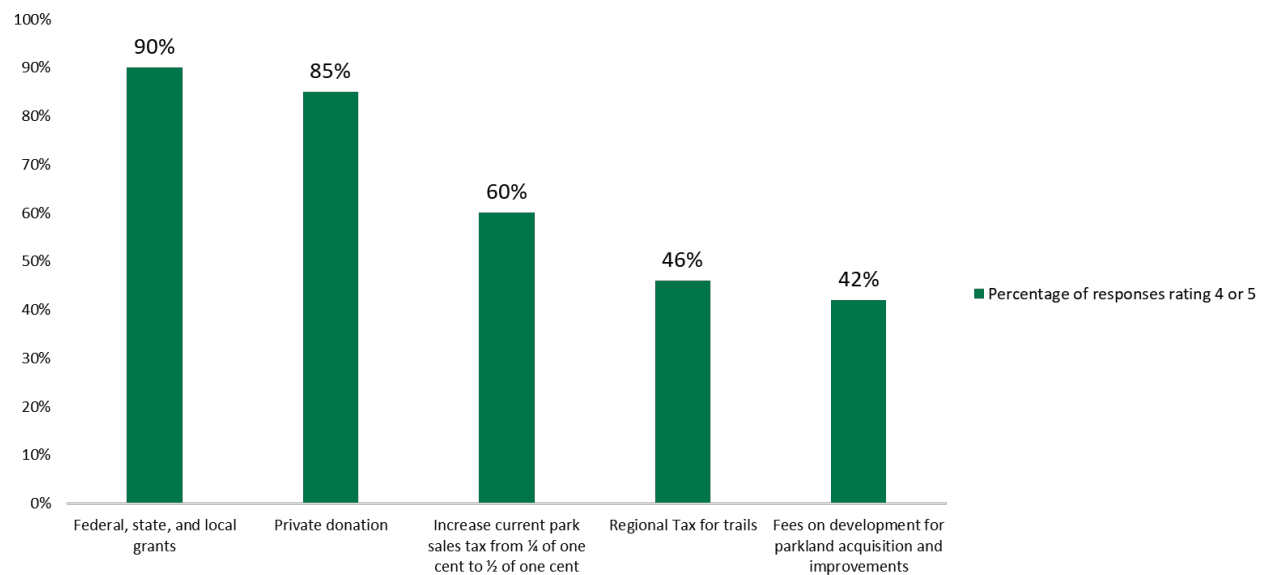


Question 11 | 900 responses

Please rate how supportive you would be of the following funding mechanisms for park system development

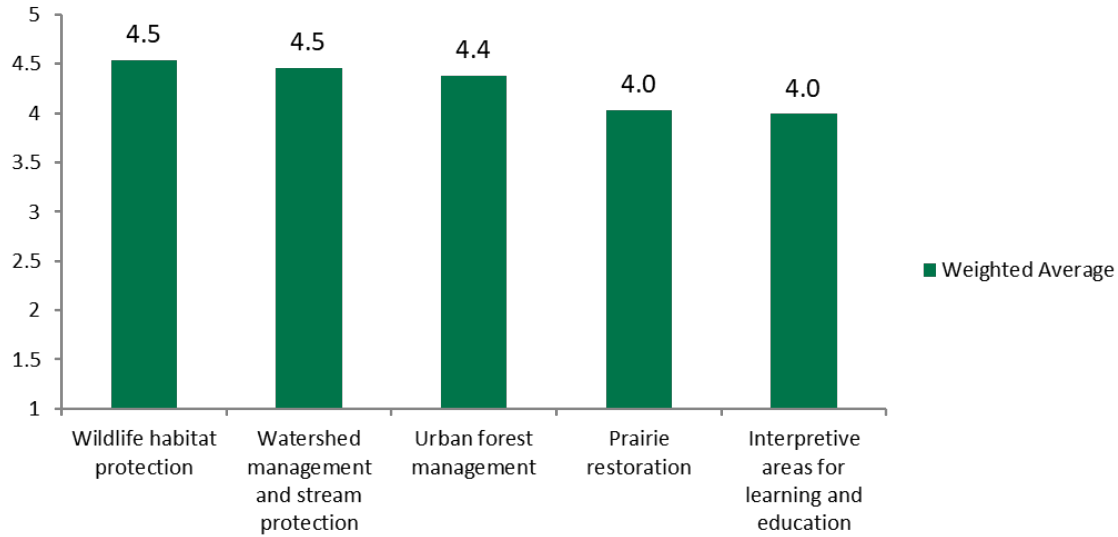


Please rate how supportive you would be of the following funding mechanisms for park system development

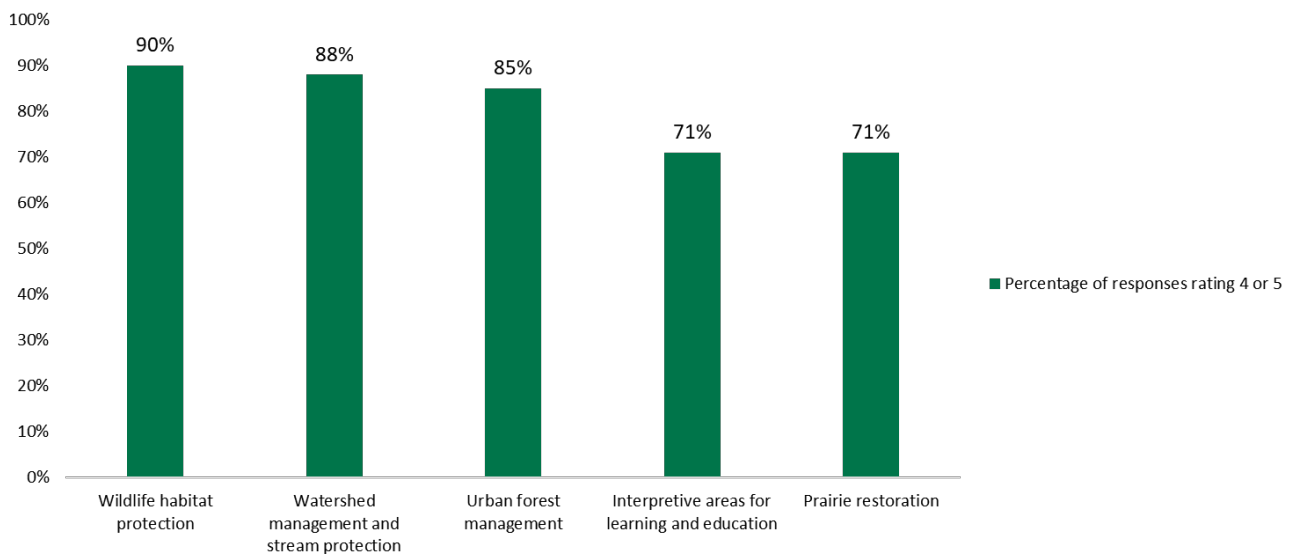


Question 12 | 901 responses

Please rate how important the following priorities for preserving local natural resources are to you



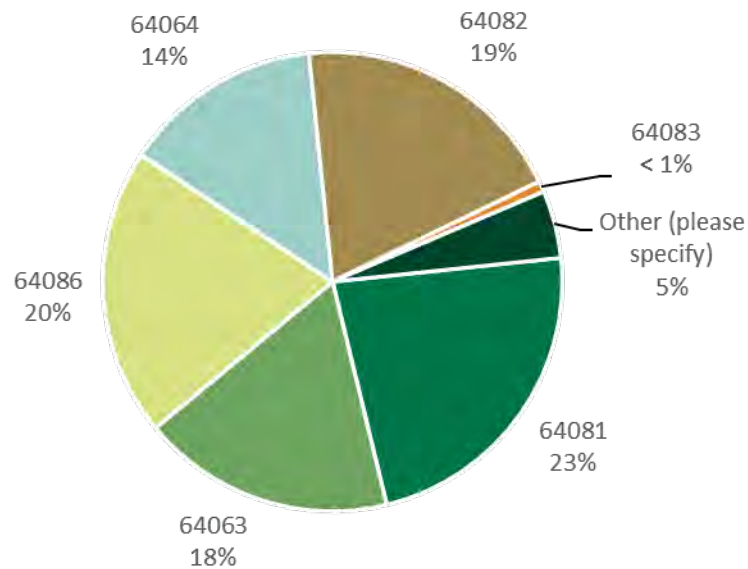
Please rate how important the following priorities for preserving local natural resources are to you



Demographics

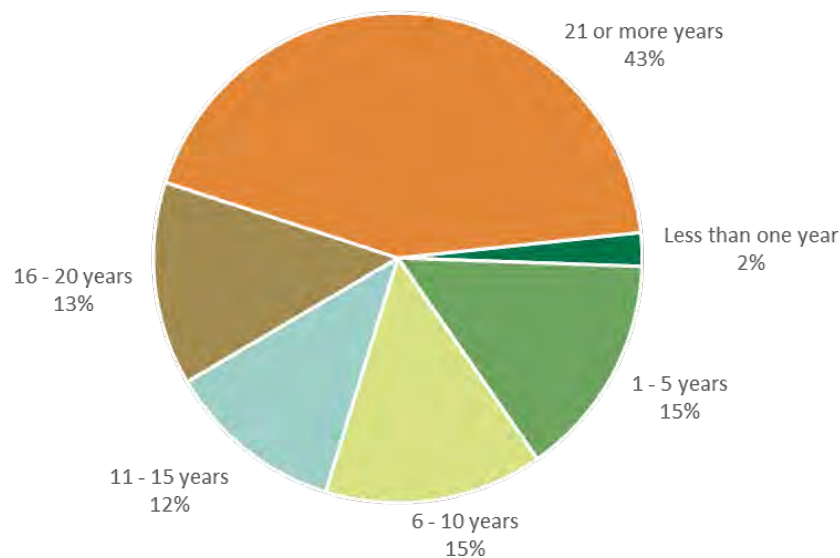
Question 13 | 905 responses

Please select your Zipcode



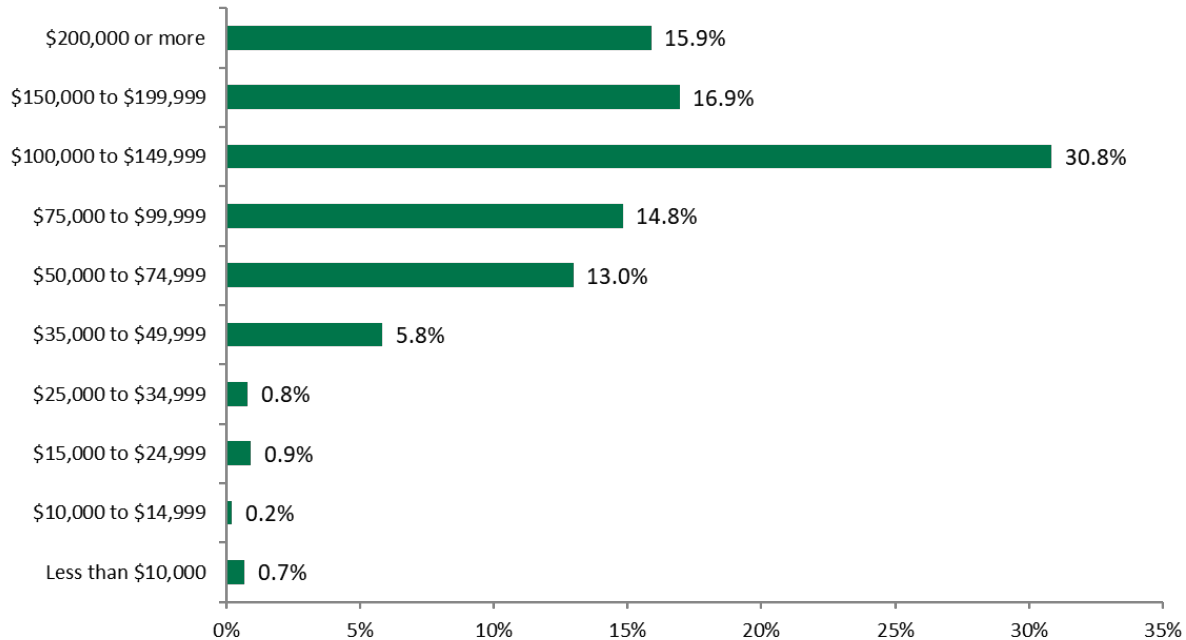
Question 14 | 900 responses

How many years have you lived in Lee's Summit?



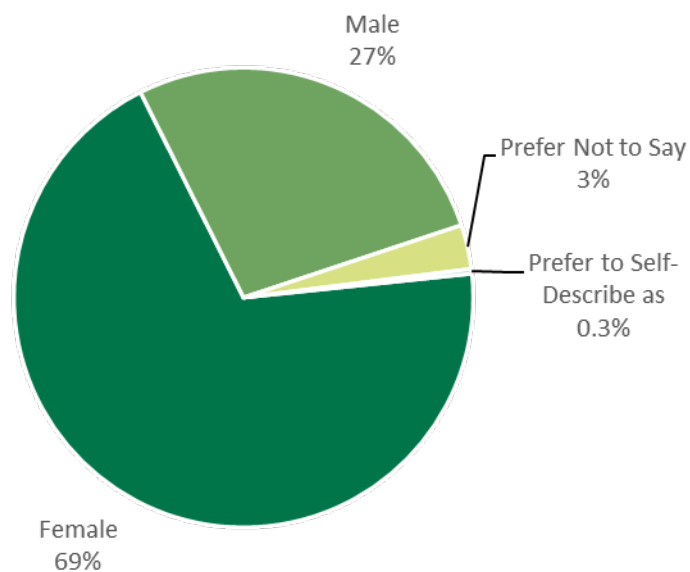
Question 15 | 856 responses

Please select your annual household income level



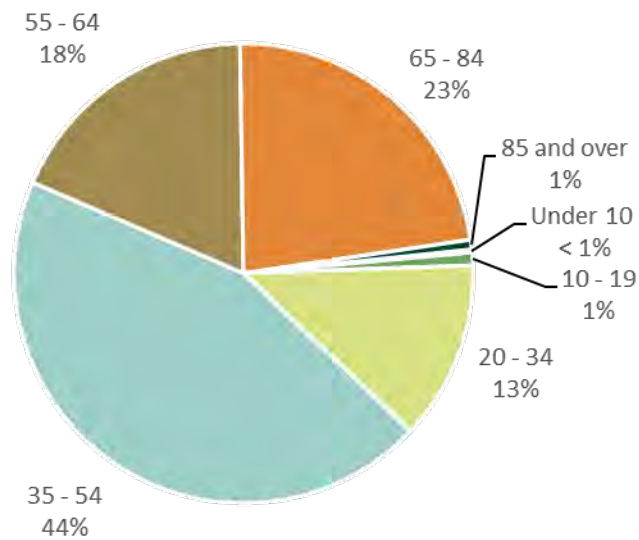
Question 16 | 901 responses

How would you describe yourself?



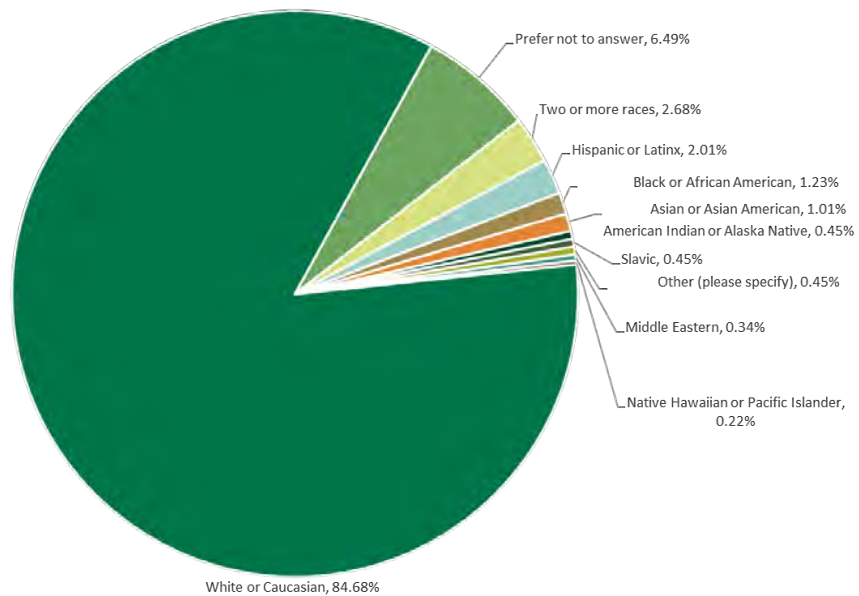
Question 17 | 891 responses

What is your age?



Question 18 | 894 responses

What is your race or ethnicity?



Question 19 | 193 responses

Question 19 asked for contact information for those interested in participating in a task force to assist with future park planning and programming.

Question 20 | 263 responses

Please take this opportunity to provide any general comments about future parks, facilities and trails:

Frequent Comments

- Community is complimentary and appreciate of LSPR
- Continue and improve park maintenance
- Frequent comments about trail connectivity and regional connectors

Comments by Category

- Kuddos (81)
- Trails (36)
- Maintenance (16)
- Park Amenities (14)
- Development Impact (10)
- Planning (10)
- Administrative (9)
- Pickleball (8)
- South LS Park Development (8)
- Fiscal Responsibility (7)
- Conservation (6)
- North LS Park Development (5)

Community Task Force Priorities Summary

Task force meetings were held in June 2022. Two dates were offered for both sessions in attempt to provide a time that worked best for participants' schedules.

Session 1: Parks, Facilities, and Natural Resources

Group 1

- Fieldhouse with pickleball near longview community center
- Fieldhouse with indoor sports and climbing walls
- Dog park near Kensington park undeveloped
- Community centers north and south
- PRI property
 - Indoor community center
 - 150 highway regional park
 - Playgrounds
 - Pool
 - Turf fields for versatility
- Kensington park with splashpad and dog park
- Add e-gaming to any community center
- Community garden closer to population in denser area

Group 2

- Canterbury park convert to fitness park with equipment on east side and toddler equipment + accessible equipment
- More open outdoor swimming
- Add more natural features
- More fitness and health trails
- Legacy park south off of hook road
- Arboretum and nature center by unity or eagle creek
- Destination park golf and driving range with batting cages in south LS
- Dog park in north
- Field house in south
- Add open swim pool
- Add pickleball near legacy

Group 3

- Partnerships and collaborative funding with Jackson County parks
- Keep connectivity in mind
- South regional park with pickleball and disc golf
- North investiage golf driving range
- North-splashpad and water park
- Legacy park-more shade and picnic areas, or include in new development in the south
- South-new community center

Group 4

- Aquatics open and flexible times
- Fieldhouse should have flex use-lacrosse
- South neighborhood parks with destination uses
- Updates and modernization to existing facilities
- 911/wifi in parks

Group 5

- Develop what parks currently owns- unity village, Kensington, park west
- Destination playground for larger south neighborhoods
- Arboretum at bailey farm park
- Dog parks and city owned parcels like water towers
- North PRI disc golf and playgrounds
- More swim lanes and swim teams for kids

Group 6

- Develop and upgrade what already exists
- Fieldhouse with pickleball at longview
- Need south park development
- Go carts at frontier justice

Group 7

- South priorities mini legacy off highway 150 Sports fields and splashpads
- Mechanism in place for developer contributions
- Disc golf on park west property
- Utilize Unity village property for passive uses and connectivity to Unity village
- Bailey park programming for nature focused development or arboretum

Group 8

- Utilize LS airport for walking and bicycling
- Develop fieldhouse and vacate Harris park cc
- Legacy Park needs upgrades to stay modern and keep teams from going elsewhere
- Need north LS park development- oaks ridge meadows- areas for nature and passive trails
- South LS mini legacy park

Group 9

- More park amenities- shade, water
- More dog parks
- Need destination park in south LS similar to legacy
- Locate fieldhouse with connectivity to Rock island trail

Session 2: Funding, Programming, Trails

Funding – Group Discussions

- Evergy has grant program worth looking into doesn't have to be energy related
- Hometown grants from Evergy submit app and people vote on it
- Truman heartland may have opportunities
- EPA for grant opportunity research
- Storm water management grant to create green space Marlborough community in KCMO has done that
- Comments on impact fee/land dedication- yes as much building being done should be pursued majority in favor of that
- Has development slowed in communities due to these ordinances?
- Avenues for alternative funding generating park development data
- Consider placemaking grants for parks and cultural improvements
- How much control does parks have in ordinance language
- Can city group parcels or group fees in ordinances to maximize benefit
- Support for ordinances if it can balance land requirements and \$\$ to develop
- Are there tax advantages to developers contributions under this ordinance
- How are destination parks funded under an ordinance or would funding just be generated for neighborhood park development
- Support for pocket, small parks with in HOA boundaries
- Group supports putting the burden on future parkland acquisition on developers and new residents not on existing tax paying residents

Parks Programming – Group Discussions

- Other LPA programming - movies in the park; Jim Cosgrove again
- General program ideas- water aerobics; ice hockey not just pond hockey; teens night at ice rink; paintball on youth fields when not being used;
- Any data research on how to reengage seniors coming out of pandemic? Maybe a marketing push for reengagement with seniors
- Silver sneakers and other programs remind the new eligible seniors marketing campaign
- Illustrated make catalog more robust instead of making us go online to find all info
- App based to sign up for courses and events
- Finding ways to make website for programs more user friendly
- Teen programming is a challenge 13-15 group options for sand volleyball and roller skating
- Could 13-15 YO be 'mini counselors' at camp programs?
- Re-examine marketing of programs
- Organize trail groups and trail rides. Is there a common location to meet?
- Need pump track
- Youth theater programs for amphitheater. Find good partners
- Perception of challenges for outside groups to hold events in parks
- Is Aerial arts a trend
- Girls self defense programs should be considered

- Improve mobile app for LSPR
 - Social media
 - Classes (sign ups and listings)
 - Events
 - Feedback
 - Surveys
 - Donations
 - Manage memberships
 - Show new projects timelines and updates
 - Reservations for shelters
 - Crowdsourcing for projects

Trails – Small Groups

Group 1

- Safe crossings at neighborhoods ex: Langsford and 291- eliminate barriers
- Integrated connections between neighborhoods and regional corridors
- Economic potential with trailhead development- see other examples in other communities, shops, retail, restaurants, lodging.... People will prefer to spend their money in LS over other communities along rock island
- Ranson Road corridor enhancements- work with MoDOT and James a Reed

Group 2

- Trailhead amenities like concessions and camping
- Velie connection to Little Blue Trace -Anderson and Lees Summit Road

Group 3

- Commercialize trailheads like “Crane” concept- potential at three locations in LS
- O Brien connectivity-needs shoulder improvements and connection to Summit Park
- Build nature trails at Unity Village property- preserve urban forest

Group 4

- Priority for development ordinance
- Little Blue Trace and Rock Island connectivity should be priority
- Todd George connectivity on east side of LS
- Invest in trails on future development on PRI property
- Downtown connector routes should be priority particularly for out of town travelers

Group 5

- Trail into downtown maybe downtown trail could use pedestrian bridge
- Safety for riders and walkers
- Misc:
 - Bike shares and air stations

- Security buttons and stations
- Trail maintenance clear brush
- Get coffee shop brewery by south LS trail
- Better signage and publicity for what trails are available to the public

Group 6

- Need bike retail near trailhead at Paragon Star
- Identify and create clear signage for RI to downtown connector route (s)
- Create trailhead at south terminal point of R.I
- Important to have ingress/egress at Chipman Road and Rock Island- future road improvements?
- Develop Mouse Creek trail corridor

Group 7

- Bike Sharing downtown
- Bike Sharing at Hartman Park
- Prioritize R.I to downtown corridor- Jefferson Street create safe passage with existing infrastructure
- Prioritize Blackwell and Shenandoah connectivity

Group 8

- Widen Ranson Road
- Trailhead at Paragon Star
- More amenities at Hartman park trailhead
- Bike gathering location at downtown with more bike parking
- Prioritize connector to Little Blue Trace from Oak Ridge meadows

TO: Joe Snook, CPRP
Administrator of Parks and Recreation

DATE: July 27, 2022

FROM: David Dean, Superintendent of Recreation Services
Steve Casey, Superintendent of Park Development and Construction
Tede Price, Superintendent of Administration
Brooke Chestnut, Superintendent of Park Operations



SUBJECT: FY23 Capital Improvement Projects and Parks and Recreation Services Report

Project	Budget ¹	Exp to Date	Variance ²	Completion Status	Budget Status	Estimated Completion ³
Gamber Community Center Fund (201)						
Ballroom flooring replacement	16,339	-		On Schedule	On Budget	Feb-23
	16,339	-	-			
Lovell Community Center Fund (202)						
Pool boiler (3) replacement	124,386			On Schedule	Over Budget	Sep-22
	124,386	-	-			
Longview Community Center Fund (205)						
	-	-	-			
Harris Park Community Center Fund (530)						
Summit Ice concrete pad	10,500			Behind Schedule	On Budget	Aug-22
Classroom carpet replacement	8,394			On Schedule	On Budget	Nov-22
Gymnasium divider curtain replacment	6,500			On Schedule	On Budget	Aug-22
	25,394	-	-			
Parks and Recreation Fund (200)						
Administration						
Asset Management System	9,800			On Schedule	On Budget	Jan-23
HR Software	18,500			On Schedule	On Budget	Apr-23
Operations						
Deer Valley Park Shelter ⁴	30,000	26,993	3,007	Behind Schedule	On Budget	Sep-22
Asphalt (FY22) ⁴	185,000	52,094	169,842	Behind Schedule	On Budget	Sep-22
Asphalt (FY23)	170,000			On Schedule	On Budget	Jun-23
Trailer Replacement	9,450			On Schedule	On Budget	Sep-22
LMS Cameras	13,924			On Schedule	On Budget	Sep-22
Disc Golf	8,500	9,249		On Schedule	Over Budget	Oct-22
Howard Station Fountain	25,000			On Schedule	On Budget	Oct-22
Arborwalk Bridge	20,000			On Schedule	On Budget	Dec-22
Legacy Park						
Cupolas	50,000			On Schedule	On Budget	Dec-22
Concrete Repair	15,103			On Schedule	On Budget	Nov-22
Wayfinding Signage ⁴	100,000	-	100,000	Behind Schedule	On Budget	Oct-22
Asphalt (FY22) ⁴	125,000	79,826	45,174	Behind Schedule	On Budget	Sep-22
Asphalt (FY23)	150,000			On Schedule	On Budget	Jun-22
	930,277	168,162	318,023			
Summit Waves Fund (203)						
Concrete Step Repair	10,874			On Schedule	On Budget	Sep-22
Camera/DVR Install	17,847	17,878	(31)	Completed	Over Budget	Jul-22
Cabana Upgrade	28,645			On Schedule	On Budget	Mar-22
Additional Shade Installation ⁴	41,920	23,369	18,551	Behind Schedule	Under Budget	Sep-22
	99,286	41,247	18,520			
Cemetery Fund (204)						
	-	-	-			
	-	-	-			
Capital Projects Fund (327)						
Eagle Creek/Park West Development	200,000			On Schedule	On Budget	Jun-23
Pickle Ball Research/Osage Trails Courts	200,000			On Schedule	On Budget	May-23
Fieldhouse Planning	1,000,000			On Schedule	On Budget	Jun-23
Lower Banner Park	200,000			On Schedule	On Budget	Jun-23
Williams Grant Park	150,000			On Schedule	On Budget	Jun-23
Velie Park Renovations ⁴	490,287	403,060	87,227	Behind Schedule	Under Budget	Sep-22
Pleasant Lea Park Improvements ⁴	670,000	518,093	151,907	Behind Schedule	On Budget	Nov-22
	2,910,287	921,153	239,134			
TOTAL	4,105,969	1,130,562	575,677			

¹ Budget amount established per Board Approval

² Variance is the difference between the budget and the year-to-date expenditures.

³ Estimated completion dates will be updated as necessary to reflect our best estimate of when a project will be completed.

⁴ Items rolled over from FY22

The Services Review is based on the current Fiscal Year (July 2022-June 2023). "Goals" are based on the number implied in the Fiscal Year Budget. Some goals are annualized (i.e., LPCC, GCC and HPCC information). Other numbers will be reported on a monthly basis (i.e., programs beginning in the current board month) as well as annualized figures being reported against budgeted numbers. Shaded areas are completed services and activities.

		Target Goals - This Year (participants) 2022-2023	Results to Date (for programs/events starting July 2022)
Run Time			
Fund 201 - Gamber Community Center			
Memberships	July 22 - June 23		
<u>Resident Total</u>	July 22 - June 23		
Active Flex	July 22 - June 23	93	75
Annual	July 22 - June 23	39	34
<u>Non-Resident Total</u>	July 22 - June 23		
Active Flex	July 22 - June 23	5	5
Annual	July 22 - June 23	3	6
<u>Single Visit</u>	July 22 - June 23		
Discount	July 22 - June 23	76	8
Regular	July 22 - June 23	17	
(All Inclusive Membership - GCC)	July 22 - June 23		
<u>Resident</u>	July 22 - June 23		
Annual	July 22 - June 23	39	44
Flex	July 22 - June 23	60	61
<u>Non-Resident</u>	July 22 - June 23		
Annual	July 22 - June 23	2	6
Flex	July 22 - June 23	5	5
(Insurance Based Memberships)	July 22 - June 23		
Silver Sneakers Total	July 22 - June 23		384
Renew Active	July 22 - June 23		60
Facility Rentals	July 22 - June 23		
Event Packages	July 22 - June 23	5 Packages	
Gamber Package	July 22 - June 23	43 Packages	
Ballroom All	July 22 - June 23	90 hrs Booked	
Ballroom A	July 22 - June 23	163 hrs Booked	
Ballroom B	July 22 - June 23	33 hrs Booked	
Classroom	July 22 - June 23	167 hrs Booked	
Aerobics Room	July 22 - June 23	75 hrs Booked	
Programming	July 22 - June 23		
GCC Paid Group Fitness	July 22 - June 23		
Bingo	July 22 - June 23	600	56
Line Dance	July 22 - June 23	360	19
Art Classes	July 22 - June 23	20	7
Ballroom, Swing, Latin Dance	July 22 - June 23	60	2
Youth Tech	July 22 - June 23	10	3
	July 22 - June 23		
Special Event Programming	July 22 - June 23		
Mistletoe Madness	July 22 - June 23	30 Booths	
Thanksgiving Day Luncheon	July 22 - June 23	100 participants	
Holiday Luncheon	July 22 - June 23	100 participants	
Father Daughter Dance	July 22 - June 23	125/night = 500	
Fund 202 - J. Thomas Lovell Jr. Community Center at Legacy Park			
Memberships			
<u>Resident</u>			
Annual	July 22 - June 23	1,074	1,055
Flex	July 22 - June 23	3,393	2,282
<u>Non-Resident</u>			
	73		

		Target Goals - This Year (participants) 2022-2023	Results to Date (for programs/events starting July 2022)
Run Time			
Annual	July 22 - June 23	153	355
Flex	July 22 - June 23	725	583
<u>Single Visit - Resident</u>	July 22 - June 23	21,003	3,242
<u>Single Visit -- Non-Resident</u>	July 22 - June 23	6,998	943
<u>Silversneakers</u>	July 22 - June 23	16,405	3,138
<u>Prime</u>	July 22 - June 23	139	37
<u>Renew Active</u>	July 22 - June 23	2,914	2,368
<u>Active and Fit</u>	July 22 - June 23	0	73
<u>Silver and Fit</u>	July 22 - June 23	101	104
<u>90 Day Memberships</u>			
Resident	July 22 - June 23	12	20
Nonresident	July 22 - June 23	3	8
Facility Rentals			
<u>Birthday Party Packages</u>			
Resident			
Package A	July 22 - June 23	172	10
Package B	July 22 - June 23	31	8
Non-Resident			
Package A	July 22 - June 23	74	22
Package B	July 22 - June 23	7	5
<u>Community Rooms</u>			
Resident	July 22 - June 23	2	0
Non-Resident	July 22 - June 23	0	0
<u>Court Rentals</u>			
Resident	July 22 - June 23	4	0
Non-Resident	July 22 - June 23	1	0
Lock-ins	July 22 - June 23	1	0
Pool	July 22 - June 23	2	0
<u>Paid Park Amenities</u>			
Resident			
Canoe	July 22 - June 23	280	54
Paddleboard	July 22 - June 23	1,049	261
Kayak	July 22 - June 23		
Non-Resident			
Canoe	July 22 - June 23	151	33
Paddleboard	July 22 - June 23	439	104
Kayak	July 22 - June 23		
<u>Free Park Amenities</u>	July 22 - June 23		
Bikes	July 22 - June 23	750	118
<u>Child Care</u>			
Drop In	July 22 - June 23	294	36
Pass Card - Member	July 22 - June 23	33	4
Pass Card - Non-member	July 22 - June 23	0	0
Water and Land Aerobic Programming	July 22 - June 23	30,000	3,562
Provide Miscellaneous Fitness			
Personal Training	July 22 - June 23	418	42
LCC Paid Group Fitness Classes	July 22 - June 23	115	0
LCC Paid Group Fitness Programs	July 22 - June 23	44	0
LPA Paid Group Fitness Events	July 22 - June 23	180	115
Massage Therapy	July 22 - June 23	113	34
RevUP	July 22 - June 23	54	4
RevUP Reload	July 22 - June 23	104	17
Swim Lessons			
Swim Lessons	July 22 - June 23 ⁷⁴	332	127

		Target Goals - This Year (participants) 2022-2023	Results to Date (for programs/events starting July 2022)
Run Time			
Private Swim Lessons	July 22 - June 23	81	
Fund 530 - Harris Park Community Center			
Camp Summit			
Camp Summit Enrollment	Summer 2022	750 Enrolled	550 enrolled
Camp Summit Enrollment	Summer 2023	750 Enrolled	
Weekly Attendance	Summer 2022	440 Avg/Week	325 Avg/Week
Weekly Attendance	Summer 2023	440 Avg/Week	
Offer School Break Camps			
School Break Camp Enrollment	Sept 1 - April 20	100	
School Break Days	Nov 1 - April 14	Avg of 30/Day	Average of 19/Day for 21-22
Recreation Center Operations			
Gym Rentals	July 22 - June 23	300 Rentals	31 Rentals (Through Aug. 16)
Classroom Rentals	July 22 - June 23	200 Rentals	10 Rentals (Through Aug. 16)
Entire Facility Rentals	July 22 - June 23	12 Rentals	0
Week Long Rentals	July 22 - June 23	2 Rentals	0
Open Gym	July 22 - June 23	1500 Participants	0
Summit Ice/Lea Mck North			
Public Skate	22-23	14000	
Pond Hockey	22-23	1500	
Skate with Santa (2)	22-23	100 Participants	
Skate with Sanata (3)	23-24	150 Participants	
Birthday Party Packages	22-23	\$5,000	
Birthday Party Packages	23-24	\$5,000	
Shelter Rentals	22	100	
Shelter Rentals	23	100	
ATHLETICS			
Hartman Fields	July 23 - June 24	625 (Rental hours)	60.5hours (through Aug. 15)
Adult Leagues			
Softball -- Coed, Men's, Women's			
• Fall	Sept 22 - Oct 22		
• Spring	Mar 23 - May 23		
• Summer	June 22 - Aug 22	40 (Teams)	22 (Teams)
Basketball -- Men's			
• Fall	Aug 22 - Oct 22		
• Winter	Nov 22 - Feb 23		
• Spring	Mar 23 - May 23		
• Summer	July 22 - Aug 22	14 (Teams)	15 (Teams)
Volleyball -- Coed, Women's			
• Fall	Oct 22 - Dec 22		
• Winter	Jan 23 - Mar 23		
• Spring	April 23 - June 23		
• Summer	July 22 - Sept. 22	35 (Teams)	25 (Teams)
Kickball			
• Fall	Aug 21 - Oct 21	14 (Teams)	
• Spring	Apr 22 - May 22	14 (Teams)	
• Summer	June 22 - Aug 22	14 (Teams)	DNM
Adult Instructional-Athletics			
Golf			
• Adult Beginning	July 21 - June 22	20	OH
Tennis			
• Outdoor Adult Beginning	July 21 - June 22	10	1 (through August 16)

	Run Time	Target Goals - This Year (participants) 2022-2023	Results to Date (for programs/events starting July 2022)
Youth Instructional-Athletics			
<i>Golf</i>			
• Youth Beginner	July 21 - June 22	30	OH
<i>Tennis</i>			
• Rookies (Mighty Stars)	Year-to-date count	23	7 (through August 16)
• Youth Beginner	Year-to-date count	70	9 (through August 16)
• Middle/High School	Year-to-date count	40	9 (through August 16)
Youth Leagues			
Girl's Basketball	Nov 22 - Feb 23	300 Participants	
Spring Youth Volleyball	March 23 - May 23	250 Participants	
Fall Youth Volleyball	Sept 22 - Nov 22	280 Participants	126 Participants (Through Aug 16)
Summer Youth Volleyball	July 22 - Aug 22	10 Teams	9 teams
Winter Youth Volleyball	Jan 23 - Feb 23	10 Teams	
Youth Camps-Athletic			
Baseball Camp	July 22	15	
Basketball Camp	July 22	15	
Volleyball Camp	July 22	35	
Indoor Soccer Camp	June 23	15	
Tournaments			
Summer Classic Tennis Tournament	June 23	50	
INSTRUCTIONAL ACTIVITIES			
Adult Instructional			
<i>First Aid/CPR</i>			
CPR/AED	July 21 - June 22 (Year-to-date count)	48	OH
First Aid	July 21 - June 22 (Year-to-date count)	24	OH
CPR for Family and Friends	July 21 - June 22 (Year-to-date count)	30	OH
Youth Instructional			
<i>Itty-Bitty Sports</i>			
• Flag Football	Sept 11-Oct 9	40	32 (through August 16)
• Basketball	Jan 8 - Feb 12	80	0
• Outside Soccer	July 21 - June 22 (Year-to-date count)	80	0
• T-Ball	July 21 - June 22 (Year-to-date count)	100	0
<i>Itty-Bitty Instructional Programs</i>			
• Itty Bitty PE	July 21 - June 22 (Year-to-date count)	20	0
Indoor T-Ball	July 21 - June 22 (Year-to-date count)	20	0
Instructional Basketball	July 21 - June 22 (Year-to-date count)	30	0
• Indoor Soccer	July 21 - June 22 (Year-to-date count)	30	0
<i>Pint Size</i>			
Pint Size Playtime	Sept 20 - April 21	75	0
<i>Pee Wee Sports</i>			

	Run Time	Target Goals - This Year (participants) 2022-2023	Results to Date (for programs/events starting July 2022)
• Flag Football	July 21 - June 22 (Year-to-date count)	20	13 (through August 16)
• Basketball	Jan 8 - Feb 12	100	0
Indoor T-Ball	July 21 - June 22 (Year-to-date count)	20	0
Indoor Soccer	July 21 - June 22 (Year-to-date count)	20	0
Pee Wee PE	July 21 - June 22 (Year-to-date count)	20	0
Instructional Basketball	July 21 - June 22 (Year-to-date count)	20	0

All Ages- Instructional

Horsemanship Classes

• Beginning Horsemanship	July 21 - June 22 (Year-to-date count)	9 participants	On Hold
• Beginner Rider I	July 21 - June 22 (Year-to-date count)	4 participants	On Hold
• Beginner Rider II	July 21 - June 22 (Year-to-date count)	2 participants	On Hold
• Texas Tots	July 21 - June 22 (Year-to-date count)	2 participants	On Hold
• Texas Tots II	July 21 - June 22 (Year-to-date count)	2 participants	On Hold

Dance Classes

Dance with me

July 21 - June 22 (Year-to-date count)	0
--	---

Discover Dance

July 21 - June 22 (Year-to-date count)	5
--	---

Dance 1

July 21 - June 22 (Year-to-date count)	0
--	---

Dance 2

July 21 - June 22 (Year-to-date count)	0
--	---

Special Event Programming for Families

Night Flight	Jun-22		287
Tour de Lakes	Jun-22		602

Festivals

Warrant/Firehouse	July 8	2,000	957
The Phil Collins Experience	5-Aug	750	854
TheM80's	24-Sep	750	45 (through August 16)
Sould Root	7-Oct	750	10 (through August 16)

Fund 200 - Parks and Recreation

Administration

Provide departmental Annual Report	Sept 2020	Mar-21	Completed May 2021
Coordinate, edit and produce Lee's Summit Illustrated.	FY22		
Publish bi-annual Visionary Task Force Newsletter (Legacy for Tomorrow)	Bi-annually		

Park Operations

Two annual inventories performed	Bi-annually		
Two annual park openings performed on all parks (Spring and Fall)	Bi-annually		

Legacy Park Operations

Maintain user group agreements	FY22		
--------------------------------	------	--	--

City Grounds Maintenance

	Run Time	Target Goals - This Year (participants) 2022-2023	Results to Date (for programs/events starting July 2022)
Maintain Public Works MOU areas	FY22	Monthly	Ongoing

<i>Fund 203 - Aquatics</i>			
Summit Waves			
Group Swim Lessons	July 22 - Aug 22	120	525
Group Swim Lessons	May 23 - June 23		
Private swim parties	July 22 - Aug 22	25	28
Private swim parties	May 23 - June 23		
Public swim - Regular	July 22 - Aug 22	6,000	14,902
Public swim - Regular	May 23 - June 23		
Public swim - Discount	July 22 - Aug 22	7,900	16,800
Public swim - Discount	May 23 - June 23		
Twilight - Regular	July 22 - Aug 22	85	200
Twilight - Regular	May 23 - June 23		
Twilight - Discount	July 22 - Aug 22	150	914
Twilight - Discount	May 23 - June 23		
Season Pass Sales	July 22 - Aug 22	80	46
Season Pass Sales	May 23 - June 23		
<u>Group Promotions</u>			
Family Fun Nights (2&3)	July 22 - Aug 22	700	1,102
Family Fun Nights (1)	May 23 - June 23	350	
Dive in Movie (1)	May 23 - June 23	500	
Pooch	July 22 - Aug 22	175	
Birthday Party Packages	May 23 - June 23		
Birthday Party Packages	July 22 - Aug 22	47	85
Cabana Rentals	May 23 - June 23		
Cabana Rentals	July 22 - Aug 22	45	66

Fund 205 - Longview Community Center

Memberships			
<u>Resident</u>			
Annual	July 22 - June 23	1,273	103
Flex	July 22 - June 23	1,215	1,032
<u>Non-Resident</u>			
Annual	July 22 - June 23	246	21
Flex	July 22 - June 23	270	281
<u>90 Day Memberships</u>			
Resident	July 22 - June 23	56	3
Nonresident	July 22 - June 23	26	2
<u>Single Visit - Resident</u>	July 22 - June 23	8,815	892
<u>Single Visit -- Non-Resident</u>	July 22 - June 23	2,447	359
<u>Silversneakers visits</u>	July 22 - June 23	8,142	686
<u>Prime visits</u>	July 22 - June 23	550	17
<u>Active and Fit visits</u>	July 22 - June 23	128	34
<u>Silver and Fit visits</u>	July 22 - June 23	64	35
<u>Renew active visits</u>	July 22 - June 23	6,584	1,192
<u>MCC Athletes Pass</u>	July 22 - June 23	NA	10
<u>MCC PE Pass</u>	July 22 - June 23	NA	4
<u>MCC Non resident memberships Pass</u>	July 22 - June 23	1000 max	38
Facility Rentals			
<u>Lap lane rentals (hours)</u>			
Resident	July 22 - June 23	6940	795
Non-Resident	July 22 - June 23	60	0
<u>Room Rentals</u>			
Resident	July 22 - June 23	97	26.5
Non-Resident	July 22 - June 23 ⁷⁸	334	36

		Target Goals - This Year (participants) 2022-2023	Results to Date (for programs/events starting July 2022)
Run Time			
<u>Court Rentals</u>			
Resident	July 22 - June 23	30	4
Non-Resident	July 22 - June 23	7	0
Lock-ins	July 22 - June 23	1	0
Full Pool rental	July 22 - June 23	6	1
Water and Land Aerobic Programming	July 22 - June 23	20,000	2,301
Provide Miscellaneous Fitness			
Personal Training	July 22 - June 23	371	50
LVCC Paid Group Exercise Classes	July 22 - June 23	150	0
LVCC Paid Fitness Programs (6 weeks)	July 22 - June 23	52	0
Massage Therapy	July 22 - June 23	35	19
RevUP	July 22 - June 23	35	5
RevUP Reload	July 22 - June 23	52	2
Lowenstein Park Fitness Classes	July 22 - June 23	40	2
Swim Lessons			
Swim Lessons	July 21 - June 22	529	93
Private Swim Lessons	July 21 - June 22	164	5

MEMORANDUM



Date: August 24, 2022
To: Joe Snook, CPRP, Parks Administrator
From: Steve Casey, PLA, ASLA, Superintendent of Park Planning and Construction
Re: Velie Park Update

Velie Park was vandalized on the evening of May 19, 2020 with significant damage to the playground equipment. LSPR continues to work with LSPD and LSFD to investigate the incident. Over the past several months, some Velie park patrons have reached out to us with issues and suggestions for park improvements. At this time, we want to update the Board on a schedule to address future improvements.

Prior to the incident, the LSPR Parks Master Plan identified Velie Park for renovations in 2023. Consequently, we plan to move the Velie Park renovations up to the fall of 2021. In an effort to start the renovations as soon as possible, we have started the process of reaching out to our neighbors and community for feedback and ideas, which will be facilitated by our Parks and Recreation planning staff.

At the time of this report, LSPR crews are nearing final completion of the project. Over the past two to three weeks, crews have completed the installation of all new playground and outdoor fitness equipment, completed installation of the synthetic turf playground surface, installed all perimeter sidewalks and bench pads, and installed the 28' park shelter/gazebo. Crews are working on final grading, erosion control, seeding, and miscellaneous clean up work. Landscaping will be completed during cooler weather in the fall season.

We will continue to keep the Park Board advised of updates on the Velie project.

(Portions not underlined denote new information since the previous Board update)

[illegible]

Project Name: Velie Park Improvements

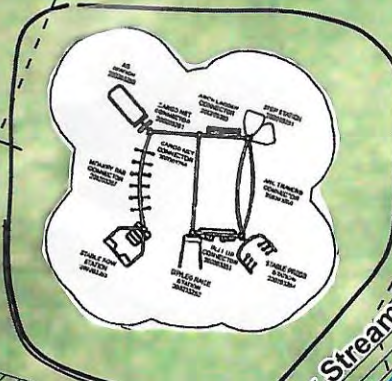
12-Aug-22

AU:32784750444

Act.#: 87932784

		Park Board approved CIP budget FY 2022 of \$425,000	Commitments to date	Notes
Item				
Pre Construction/ Site Preparation	Mobilization/Equipment Rental	\$ 2,500.00	\$ 3,407.99	
	Demolition/Clearing/Tree Removal	\$ 2,500.00	\$ 841.00	
	Erosion Control/Tree Protection	\$ 1,000.00	\$ -	
	Earthwork/Grading	\$ 7,000.00	\$ 740.00	
			\$ -	
Site Utilities	Storm Drainage	\$ 2,500.00	\$ -	
	Electrical	\$ 2,500.00	\$ -	
			\$ -	
			\$ -	
Paving	Concrete Walks and Curbs	\$ 30,000.00	\$ 22,078.21	
	Asphalt-New Trail Construction and Repair		\$ 1,186.82	\$45,000 in Asphalt Fund 200 for FY2022
			\$ -	
Park Features and Structures	Park Shelter	\$ 35,000.00	\$ 37,585.04	
	Equipment- Playground, Fitness Equipment, Shade Sail	\$ 160,000.00	\$ 156,730.15	
	Installation (incl. freight, bond- Playground and Fitness Equipment	\$ 60,000.00	\$ 59,352.66	
	Playground Surface materials + Install	\$ 105,289.00	\$ 85,945.93	
	Outdoor fitness surface materials + install	\$ 35,000.00	\$ 20,838.35	
	Site furnishings	\$ 8,000.00	\$ 1,306.02	two trash, two bench, three picnic tables
	Landscaping	\$ 15,000.00	\$ 430.42	
	Seeding	\$ 3,000.00	\$ 2,600.12	
	Park Lighting	\$ 11,000.00	\$ 10,017.81	
			\$ -	
	Subtotal	\$ 480,289.00	\$ 403,060.52	
	Contingencies (+/-3%)	\$ 10,000.00		
	Total Budget	\$ 490,289.00		
Note: RFP identifies \$260,000 budget for playground equipment, fitness equipment, and park shelter incl. installation				
Note: Parks Board approved additiional \$65,289 in funding (March 23,2022) to provide unitary (turf) surfacing over all playground areas				

**Outdoor
Fitness
Equipment
1,402 SF**

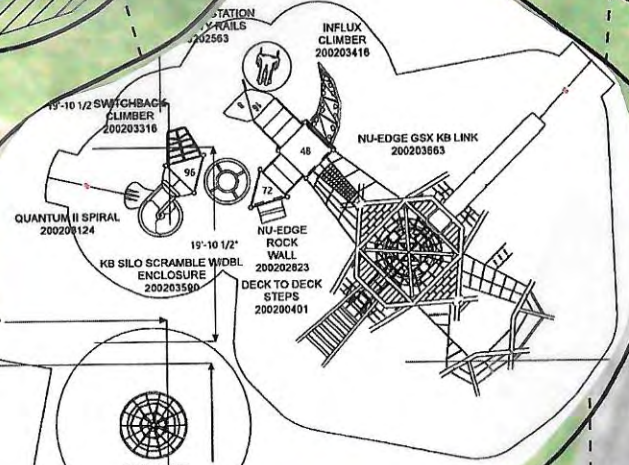


**Age 5-12
Adventure Play
4,193 SF**

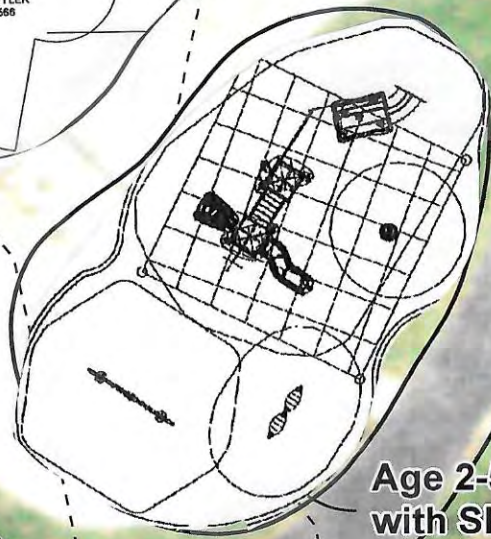
Foot Bridge

Dry Stream Bed

**24' Two Tier
Hexagonal
Shelter**



**Age 2-5 Tot Play
with Shade Structure
1,797 SF**



**Velie Park Improvements
Lee's Summit Parks and Recreation
January, 2022**

MEMORANDUM



Date: August 24, 2022
To: Joe Snook, CPRP, Parks Administrator
From: Steve Casey, PLA, ASLA, Superintendent of Park Planning and Construction
Re: Pleasant Lea Park Update

Pleasant Lea Park was awarded a Land and Water Conservation grant in 2020 in the amount of \$250,000. Prior to the grant award, LSPR staff completed a master plan for park improvements which included neighborhood and community wide feedback sessions to solicit ideas for park upgrades. Park renovations are scheduled to begin in late 2021 and early 2022. An anticipated completion date for the upgrades is late 2022. Total estimated budget for the park improvements is \$670,000 with \$400,000 in Parks CIP funds and a \$20,000 contribution for the Legacy for Parks Foundation.

LSPR is acting as the general contractor for the park renovation. Crews have recently completed an extensive renovation to the tee ball/softball field on the east side of the park for use by the youth sports associations.

At the time of this report, McConnell and Associates has begun renovations to the tennis courts with removal of existing court fencing, installation of new court nets and goals, and paving overlay of the existing surface. Upon completion of the asphalt court overlay, the contractor will overlay court coatings and markings for the new configuration to include a single tennis court, pickleball court, and half court basketball. The work is scheduled to be completed by mid October.

With the upcoming completion of the Velie project, LSPR crews will begin preparations and site work for the new playground and shelter which is scheduled for installation in late October into early November.

We will continue to keep the Board updated on project progress

(Portions not underlined denote new information since the previous Board update)

Project: PLEASANT LEA PARK Estimated Project Timeline Updated August 24, 2022		Apr-22				May-22				Jun-22				Jul-22				Aug-22				Sep-22				Oct-22				Nov-22			
		wk1	wk2	wk3	wk4	wk5	wk6	wk7	wk8	wk9	wk10	wk11	wk12	wk13	wk14	wk15	wk16	wk17	wk18	wk19	wk20	wk21	wk22	wk23	wk24	wk25	wk26	wk27	wk28	wk29	wk30	wk31	wk32
GENERAL CONTRACTOR LSPR	Notice to Proceed from MDNR GMS (Sept 2021)	Complete																															
	Softball Field Renovations (completed Dec 2021)	Complete																															
	Site Clearing and Grading																																
	Demolition																																
	Site Utilities																																
	Playground Production Lead Time																																
	Playground Installation																																
	Park Shelter Installation																																
	Curbing and Sidewalks																																
	Comfort Station																																
	Trail Construction and Repair																																
	Multi Sport Court Renovation and Fencing																																
	Landscaping																																
	Site Furnishings																																
	Park Signage																																
																									</								

Project Name: Pleasant Lea Park Improvements

12-Aug-22

		Park Board approved CIP project budget \$400,000 (less park master plan) plus \$250,000 LWCF Grant and \$20,000 LFPF donation		
Item			Commitments to date	Notes
Pre Construction/ Site Preparation	Equipment Rentals	\$ 8,000.00	\$ -	
	Architectural + Engineering	\$ 12,000.00	\$ -	
	Erosion Control/Tree Protection	\$ 2,000.00	\$ -	
	Earthwork/Grading	\$ 20,000.00	\$ -	
	Demolition of Existing Park Features	\$ 2,500.00	\$ 80.00	
Site Utilities	Storm Drainage	\$ -	\$ -	
	Sanitary Sewer Connection	\$ -	\$ -	
	Electrical	\$ -	\$ -	
	Water Tap/Meter/Service	\$ -	\$ -	
Paving	Concrete Walks and Curbs	\$ 40,000.00	\$ -	
	Asphalt-New Trail Construction and Repair	\$ 25,000.00	\$ -	\$20,000 in asphalt repairs FY21/\$20,000 in repairs in FY22
	Multi Sport Court Renovation and Fencing	\$ 120,000.00	\$ 145,556.00	
Park Features and Structures	Restroom Construction	\$ 12,000.00	\$ -	ADA compliant comfort station
	Park Shelter and Installation	\$ 32,000.00	\$ 20,830.00	
	Playground Equipment and Install	\$ 300,000.00	\$ 225,502.00	main playground, stream crossing, small nature play pods
	Playground surfacing+drainage and install	\$ 22,000.00	\$ 103,848.00	substitute unitary surfacing and included in overall playground bud
	Landscaping	\$ 10,000.00	\$ -	
	Site furnishings	\$ 12,000.00	\$ 18,177.00	
	Softball Field Renovations	\$ 9,000.00	\$ 4,100.54	
	Pedestrian Bridges labor and materials	\$ 10,000.00	\$ -	
	Park Signage	\$ 2,500.00	\$ -	
			\$ -	
	Subtotal	\$ 639,000.00	\$ 518,093.54	
	Contingencies (3%)	\$ 19,500.00		
	Previous Park Master Planning- Landworks Studio	\$ 12,443.00		
	Project Estimated Cost	\$ 670,943.00		
	Total Approved Park Budget	\$ 670,000.00		
	Total addiitonal approved budget (10% increase per LWCF)	\$ 67,000.00		
	Revised park renovation budget as of 6.22.22	\$ 737,000.00		



PLEASANT LEA PARK - master plan





PLEASANT LEA PARK - master plan



MEMORANDUM



Date: August 16, 2022

To: Joseph Snook, CPRP
Administrator of Parks and Recreation

From: Brooke Chestnut, CPRP, CPSI, MW5124 AU,
Superintendent of Park Operations

Re: LSPR Website Redesign

Staff have been working with the City's IT department to update the Lee's Summit Parks and Recreation website. Planned updates are focused on producing a site that is mobile friendly, concise, and easy to use. The redesign will be modern and utilize actual user data to determine areas of emphasis and what is first seen when visiting the site. User data has been gathered by sampling the "click frequency" of the current website. The new site will focus on what patrons actually view on the site, with the goal of making the most commonly accessed information readily available. The website will also have a section for staff contact information and updates on CIP projects which was presented at the July meeting.

Comparator cities, with similar departments were identified and their websites were visited. The information obtained was beneficial in identifying what not to do with the website while also highlighting positive usability. Certain themes and styles will be emulated on LSPR's website to reflect the current styles and best practices.

A presentation to the board will be made at a future date, once the test site is significantly completed and prior to implementation. Staff estimates the redesigned website will be operational by the end of 2022. Updates on the status of this project will be provided over the coming months.

End of Activity Report
Spring Adult Volleyball
April – June 2022
Report Completed By: Paul Arndorfer

Executive Summary

Brief Program Description:

The Spring Adult (Ages 18 and over) Indoor Volleyball program is an activity designed to provide an opportunity for participation in a competitive, recreational volleyball league for Lee's Summit residents and surrounding area.

There was no league offered in 2020 due to Covid-19.

Participant Numbers:

<u>Year</u>	<u>Participants</u>	<u>Teams</u>
2022	238	29
2021	232	29
2019	252	34

Total Revenue:

	<u>Budget</u>	<u>Season</u>
2022	\$ 6,000.00	\$5,800.00
2021	\$ 6,800.00	\$5,800.00
2019	\$ 6,300.00	\$6,120.00

Total Expense:

	<u>Budget</u>	<u>Season</u>
2022	\$ 3,853.00 ¹	\$3,538.00 ¹
2021	\$ 4,178.33	\$4,366.33
2019	\$ 3,788.80	\$4,308.30

Net:

	<u>Budget</u>	<u>Season</u>
2022	\$ 2,147.00	\$2,262.00
2021	\$ 2,621.67	\$1,433.67
2019	\$ 2,511.20	\$1,811.70

¹ Total budget and season expense includes both direct and indirect expenses. Indirect expense for this activity: \$1,033.00.

Recommendations:

Comment: Should we continue to offer this program?

Recommendation: Staff recommends LSPR continue to offer the Adult Spring Volleyball league.

Comment: There were negative comments regarding the cleanliness of the gym floor.

Recommendation: During the spring and summer month's Camp Summit occupies the gym until 6:00pm, and volleyball leagues are scheduled to start at 7:30pm. Camp Summit staff is required to sweep the gym floor at the end of camp each day. Staff will continue this process and inspect the floor to make sure the floor is clean prior to game time.

Comment: There were negative comments about online registration.

Recommendation: There were a few team managers who called in because they were having difficulty with online registration. However, the majority of team managers were able to register online without any problems. Staff does not recommend any changes.

Comment: Expenses for 2021 were lower than 2022, but there were the same number of teams.

Recommendation: Staff found this to be due to indirect expenses being less and there were 15 games in 2022 that were self-officiated, due to a lack of referees.

Extensive Staff Report

Purpose of Report:

End of Activity reports are used to evaluate each recreational activity at its conclusion. Four areas are reviewed: program content and execution, participant satisfaction, participation numbers and financial performance. These areas are compared to the planned budget and previous seasons. Recommendations for improvements are developed from this review.

Program Description:

The Spring Adult (Ages 18 and over) Indoor Volleyball program is an activity to provide an opportunity for participation in a competitive or recreational volleyball league for Lee's Summit residents and surrounding area. The level of competition varies between recreational and competitive play. Divisions were held in Coed Recreational, Women's A and Women's Power (competitive). It is held annually at the Harris Park Community Center from April to June for nine weeks.

Program Benefits:

The benefits of the Adult Volleyball program are that it is a great physical activity and socialization outlet for the participants. It promoted team work, fun and sportsmanship.

Service Hours: (238 players x 1 game x 9 weeks = 2,142)

2022: 2,142

2021: 2,088

2019: 2,268

Volunteer Hours:

There were no volunteer hours for this league.

Refunds:

Total Refunds: 0

Refunds Due to Dissatisfaction: 0

Fee Charged:

2022	\$200.00
2021	\$200.00
2019	\$180.00

Program Timeline:

February:	Registrations for Spring league Market for league
March:	Scheduling of league Hire and schedule staff
April:	League begins play Observation
May:	Observation
June:	Observation Evaluation of league Order Awards
July:	EOA Report

Marketing:

The Spring Volleyball program is marketed through the LS Illustrated, posters at all facilities, social media posts, DYK TV and email blasts to previous participants and to the community of Lee's Summit.

Evaluation/Assessment:

The program is evaluated by the participants at the conclusion of the league. A total of 238 surveys were distributed and a total of 67 were returned, a return rate of 28%. Please see the attached summary results form for details.

“Adult Spring Volleyball 2022” Survey Results

of Surveys Distributed: Email:238 In Person: **# of Surveys Returned: 67 28% of Returns**

Participant: 66 Parent/Guardian 0 Coach/Asst.Coach/Volunteer 1

LS Illustrated 11 Website/Facebook/Twitter 0 Email Blast 0 Flyer 0 Postcard 0 Newspaper 0

LS Cable Channel 0 Acquaintance 2 Previous Participant 54 Other

Comments (Other):

- LS Illustrated

Regarding the registration process...	N/A	Very Poor	Poor	Fair	Good	Very Good	Average
If you registered by phone or in person, how helpful was the person who assisted you?	35	0	0	0	1	31	4.97
If you registered online, please rate the ease of registration	32	1	1	4	19	10	4.02
Please rate the amount of time taken to register	1	0	0	11	33	23	4.24
Please rate the overall registration procedure	1	0	0	9	31	26	4.26

Comments:

- Online registration is not user friendly.
- Online registration is confusing, it is much easier to call.

Regarding the value...	N/A	Very Poor	Poor	Fair	Good	Very Good	Average
Was the length of the activity appropriate for the fee?	0	0	0	19	3	45	4.39
Was the content of the activity appropriate for the fee?	0	0	0	8	27	39	4.42
If a uniform was provided, was it appropriate for the fee?	0	0	0	0	0	0	N/A
If awards were given, were they appropriate for the fee?	56	0	0	0	6	2	4.25

Comments:

Regarding the program sessions...	N/A	Very Poor	Poor	Fair	Good	Very Good	Average
Please rate the competence of activity staff	0	0	0	7	6	54	4.70
Please rate the friendliness of activity staff	0	0	0	10	21	36	4.39
Please rate the ability to recognize activity staff	0	0	0	0	21	46	4.69
Please rate the amount of staff available during the activity	9	0	0	0	10	57	4.85
Please rate the officials if applicable	0	0	0	9	22	36	4.40
Were the rules, regulations and policies appropriate for the activity?	0	0	0	0	32	42	4.57
Please rate the condition and suitability of the facility/fields used.	0	0	0	11	19	37	4.39
Please rate the condition and suitability of the equipment used.	0	0	0	14	30	23	4.13
Please rate the perceived safety of program.	0	0	0	0	34	33	4.49

Comments:

- Floors need cleaned better.
- Floor was dirty and slippery.

Overall Summary...	N/A	Very Poor	Poor	Fair	Good	Very Good	Average
Were the participant's overall needs met?	0	0	0	10	11	46	4.54
What is the likelihood of your recommendation of this activity to others?	0	0	0	7	12	48	4.61
Please rate the participant's overall enjoyment level	0	0	0	10	12	45	4.52
What is your overall rating of the activity?	0	0	0	6	16	45	4.58
What is your overall rating of Lee's Summit Parks & Recreation?	0	0	0	7	12	48	4.61

Comments:

- Very fun league.

End of Activity Report
Men's Spring Basketball
March - June 2022
Report Completed By: Paul Arndorfer

Executive Summary

Brief Description:

The Men's Basketball league is a program for men age 18 and older offering competitive and recreational leagues.

Men's Spring Basketball League was canceled in 2020 and 2021 due to Covid-19.

Participant Numbers:

<u>Year</u>	<u>Participants</u>	<u>Teams</u>
2022	122	14
2019	146	18
2018	184	23

Total Revenue:

	<u>Budget</u>	<u>Actual</u>
2022	\$6,800.00	\$5,600.00
2019	\$5,320.00	\$6,840.00
2018	\$5,320.00	\$8,740.00

Total Expenses:

	<u>Budget</u>	<u>Actual</u>
2022	\$6,613.46 ¹	\$6,627.50 ¹
2019	\$5,076.71	\$6,166.31
2018	\$5,116.31	\$7,958.96

Net:

	<u>Budget</u>	<u>Actual</u>
2022	\$186.54	\$(1,027.50)
2019	\$243.29	\$ 673.69
2018	\$203.69	\$ 781.04

¹ Total budget and actual expense includes both direct and indirect expenses, indirect expenses for this activity: \$1,934.86

Recommendations:

Comment: Should we continue to offer this program?

Recommendation: Staff recommends LSPR continue to offer this league.

Comment: The league lost \$1,027.50 this session.

Recommendation: The cost of referees increased significantly as well as the hourly wage for scorekeepers, while the team fees remained the same. Staff raised the team fees from \$400 to \$500 going forward to account for these expense increases. Also, previous EOA reports were not figured with the Harris Park Community Center rental expense.

Comment: There was a decrease of 24 participants and 4 teams from 2019 to 2022.

Recommendation: This league was not offered in 2020 or 2021 due to Covid-19. Staff believes the number of participants and teams will work its way back to the pre-Covid-19 numbers.

Comment: There were comments that the league champion should get a fee decrease for the next session.

Recommendation: League fees are in accordance with being an affordable recreational activity. Winning teams receive championship t-shirts, staff recommends no changes.

Extensive Staff Report

Purpose of Report:

End of Activity reports are used to evaluate each recreational activity at its conclusion. Four areas are reviewed: program content and execution, participant satisfaction, participation numbers and financial performance. These areas are compared to the planned budget and previous sessions. Recommendations for improvements are developed from this review.

Program Description:

The Men's Basketball league is a program for men age 18 and older offering competitive and recreational leagues. The games are held at the Harris Park Community Center on Wednesday nights from 7:00-10:00pm for 8 weeks. The focus is recreational league play for the community.

Program Benefits:

The benefits of the Men's Basketball program is a great physical activity promoting a good cardiovascular work out. It promotes team work, fun, skill development, socialization and sportsmanship for the participants.

Service Hours:

Service hours for the spring league was 1,098 (122 participants x 9 games = 1,098).

2022	1,098
2019	1,168
2018	1,472

Volunteer Hours:

There were no volunteer hours for this league.

Refunds:

Total Refunds: 0

Refunds Due to Dissatisfaction: 0

Fee Charged:

2022	\$400.00
2019	\$380.00
2018	\$380.00

Program Timeline:

February:	Registrations for spring league
March:	League play begins Observation
April:	Observation
May:	Observation
June:	Observation Evaluation of League Order awards
July:	Complete end of activity report

Marketing:

Emails were sent to previous season's managers. Leagues were advertised in the LS Illustrated, Facebook page, DYK TV and department's website.

Evaluation/assessment (results):

Evaluations were emailed at the end of the season. 113 surveys were given to participants and 32 were returned (28%). Please see the attached survey results.

LS Parks & Recreation "Men's Basketball League, Spring 2022" Survey

of Surveys Distributed: Email: 113 In Person: # of Surveys Returned: 32 28% of Returns

Participant: 32 Parent/Guardian _____ Coach/Asst.Coach/Volunteer _____

LS Illustrated 0 Website/Facebook/Twitter 1 Email Blast 0 Flyer 0 Postcard 0 Newspaper 0

LS Cable Channel 0 Acquaintance 5 Previous Participant 26 Other 0

Comments (Other):

Regarding the registration process...	N/A	Very Poor	Poor	Fair	Good	Very Good	Average
If you registered by phone or in person, how helpful was the person who assisted you?	23	0	0	0	1	8	4.89
If you registered on-line, please rate the ease of registration	21	0	0	1	7	3	4.18
Please rate the amount of time taken to register	19	0	0	0	6	7	4.54
Please rate the overall registration procedure	17	0	0	0	6	9	4.60

Comments:

- Registered online
- Had to call in for payment.

Regarding the value...	N/A	Very Poor	Poor	Fair	Good	Very Good	Average
Was the length of the activity appropriate for the fee?	0	0	0	4	16	12	4.25
Was the content of the activity appropriate for the fee?	0	0	0	2	12	18	4.50
If awards were given, were they appropriate for the fee?	28	0	0	0	1	3	4.75

Comments:

- We like the t-shirts.
- League discount would be a better award.
- Teams that win should get a discount for the next season.

Regarding the program sessions...	N/A	Very Poor	Poor	Fair	Good	Very Good	Average
Please rate the competence of activity staff	0	0	0	2	13	17	4.46
Please rate the friendliness of activity staff	0	0	0	2	9	21	4.59
Please rate the ability to recognize activity staff	0	0	0	0	9	23	4.72
Please rate the amount of staff available during the activity	0	0	0	0	11	21	4.66
Please rate the officials	0	0	1	3	22	6	4.03
Were the rules, regulations and policies appropriate for the activity?	0	0	0	4	21	7	4.09
Please rate the condition and suitability of the facility/fields used.	0	0	0	0	20	12	4.37
Please rate the condition and suitability of the equipment used.	0	0	0	0	13	19	4.59
Please rate the perceived safety of program.	0	0	0	0	17	15	4.47

Comments:

- Referees are better.
- Players should not have to sit out for technical fouls.
- Some teams have issues with the referees, but they really do a good job.

Overall Summary...	N/A	Very Poor	Poor	Fair	Good	Very Good	Average
Were the participant's overall needs met?	0	0	0	1	14	17	4.50
What is the likelihood of your recommendation of this activity to others?	0	0	0	4	15	13	4.28
Please rate the participant's overall enjoyment level	0	0	0	2	11	19	4.53
What is your overall rating of the activity?	0	0	0	1	16	15	4.43
What is your overall rating of Lee's Summit Parks & Recreation?	0	0	0	0	14	18	4.56

Comments:

- Very fun league.
- We really enjoy playing in this league.
- Great facility!

End of Activity Report

Tour de Lakes

June 25, 2022

Report Completed by: Erin Keeney

Executive Summary

Brief Program Description:

20th annual Tour de Lakes bike ride was held on June 25, 2022. The ride was established as a fundraising event to honor the memory of Tom Logan, a long-time Lee's Summit resident and avid bike rider. It includes four courses that encompass five area lakes throughout Grandview, Kansas City, Lee's Summit, and Blue Springs. The ride begins at the Longview Community Center located at View High and Third Street in Lee's Summit — near New Longview. There is a short, 10-mile ride that encircles Longview Lake. A slightly longer 32-mile ride includes Longview Lake and Raintree Lake. The 56-mile route includes Longview, Raintree and Lakewood. The longest course is 64 miles and tours Longview Lake, Raintree Lake, Lakewood, Blue Springs Lake, and Lake Jacomo.

Participant numbers:

- 2022: 602
 - 269 (45%) riders pre-registered through www.active.com
 - 286 (48%) riders pre-registered through LSPR (Rec Trac)
 - 47 (7%) riders registered at packet pick up the day before or on-site the morning of the ride
- 2021: 443
 - 154 (35%) riders pre-registered through www.active.com
 - 202 (45%) riders pre-registered through LSPR (Rec Trac)
 - 87 (19%) riders registered at packet pick up the day before or on-site the morning of the ride
- 2020: 0 Canceled due to COVID 19 pandemic
- 2019: 711
 - 272 (38%) riders pre-registered through www.active.com
 - 226 (31%) riders pre-registered through LSPR (Rec Trac)
 - 213 (29%) riders registered at packet pick up the day before or on-site the morning of the ride

<u>Total Revenue:</u>	<u>Budget</u>	<u>Actual</u>
FY2022	\$36,400.00	\$28,483.55
FY2021	\$28,900.00	\$20,325.00
FY2019	\$29,725.00	\$26,105.00

<u>Total Expenses:</u>	<u>Budget</u>	<u>Actual</u>
FY2022	\$27,945.24	\$29,948.73 ¹
FY2021	\$18,514.24	\$17,808.13
FY2019	\$26,299.00	\$25,156.56

<u>Net:</u>	<u>Budget</u>	<u>Actual</u>
FY2022	\$8,454.76	\$(1,465.18)
FY2021	\$10,385.76	\$2,516.87
FY2019	\$3,426.00	\$948.44

¹Actual expenses include indirect expenses. Indirect expenses charged back to the event include Recreation Supervisor, nine exempt staff and park operations staff time (\$7,878.92). Additional indirect expenses not charged back to the event include the Marketing Coordinator (\$320.40).

Recommendations:

Comment: Six comments mentioned online registration was confusing or not working.

Recommendation: Staff will continue to use both RecTrac and Active.com. Active.com is available to assist non-residents and those without a household ID. However, an additional fee is required from the registrant to use this alternative service. RecTrac is available to residents and non-residents who frequently use LSPR services and have previously obtained a household ID. Participants must have a household ID prior to registering online, but can register over the phone by calling any LSPR facility. Staff suggest providing clearer directions and noting on the registration form next year that registering through Active.com (service fee applies).

Comment: This year's event had a negative net of \$-1,465.18.

Recommendation: To help cover expenses, staff recommends increasing the 2023 Tour de Lakes registration fee from \$30 pre-registration/\$35 day-of to \$35 pre-registration/\$40 day-of. Staff also recommends recruiting more sponsors for next year's ride. See Appendix A for more recommendations to reduce expenses.

Comment: There were 26 comments regarding Lee's Summit Police Department. 14 comments were positive and 12 comments referred to police stationed in their cars rather than directing traffic and/or suggested more traffic support.

Recommendation: Staff meets with LSPD prior to the event and planned officers to be at all major intersections along the route. Staff appreciated LSPD assistance and will continue to coordinate with LSPD for next year. Staff plans to discuss the survey results with LSPD at the next meeting.

Comment: There were five comments regarding limited to no food/soda at the Tour de Picnic at the end of the ride.

Recommendation: Staff ordered food for a total of 750 people from Hy-Vee East catering. Staff will keep this in mind for future events when ordering the catered lunch.

Comment: There were six comments regarding routes and markings need improvement.

Recommendation: The same individual has marked the Tour de Lakes routes for several years. Staff meets with the individual prior to the event to go over the routes and give suggestions. Staff has shared the survey results to the individual and plans to revisit results at next year's meeting.

Comment: There were 65 positive comments regarding Tour de Lakes.

Recommendation: Staff appreciates the positive comments and plans to continue Tour de Lakes in June of 2023.

Extensive Staff Report

Purpose of Report:

End of Activity reports are used to evaluate each recreational activity at its conclusion. Four areas are reviewed: program content and execution, participant satisfaction, participation numbers, and financial performance. These areas are compared to the planned budget and previous sessions. Recommendations for improvements are developed from this review.

Program Description:

The 20th annual Tour de Lakes bike ride was held on June 25 this year. The ride, which honors the memory of Tom Logan, a long-time Lee's Summit resident and avid bike rider, includes four courses that encompass five area lakes throughout Grandview, Kansas City, Lee's Summit, and Blue Springs. The ride begins at the Longview Community Center located at View High and Third Street in Lee's Summit — near New Longview.

There is a short, 10-mile ride that encircles Longview Lake. A slightly longer 32-mile ride that includes Longview Lake and Raintree Lake. A 56-mile route that includes Longview, Raintree and Lakewood. The longest course is 64 miles and tours Longview Lake, Raintree Lake, Lakewood, Blue Springs Lake, and Lake Jacomo.

Benefits of Program:

- Opportunity for partnerships with community organizations through volunteering and sponsorships
- Opportunity to establish goodwill through giving to the community by establishing an annual benefactor or benefactors
- Meets a recreational need in the community for participants
- Support of worthy cause
- Physical exercise
- Familiarization with geography of lakes throughout the Lee's Summit area and surrounding community
- Socialization with fellow bike riders
- Encourage biking as an alternative transportation method
- Exposure to LSPR Greenway
- Expose Lee's Summit to the metro area residents

Service hours:

2022: 4,214 (1day x 7 hours x 602 participants)

2021: 3,101 (1day x 7 hours x 443 participants)

2020: 0

2019: 4,977 (1day x 7 hours x 711 participants)

Volunteer hours:

Total number of volunteers: 102

Total number of hours/volunteers: 278

Based on national volunteer wage of \$29.95/hour x 278 hours = \$8,326.10

Refunds:

Total refunds:2

Due to dissatisfaction:0

Fee Charged:

\$30.00 for ages 14 and up

\$25.00 for ages 13 and under

\$35.00 for ages 14 and up, the day of the ride

\$30.00 for ages 13 and under, the day of the ride

Distribution of Proceeds:

\$500.00 has been distributed to the Legacy for Parks Foundation. See Appendix B for a detailed expense report.

Program Timeline:

- October- Select date for event
- January- Meet with volunteer committee
- February- Approve course route
- February- Submit special event permit

- March- Meet with volunteer committee
- April- Meet with volunteer committee and secure SAG locations
- May- Secure quotes for post event lunch, order bike assists bracelets, reserve porta potties, secure tent rental, meet with volunteer committee, submit work order to Park Operations, secure volunteers
- June- T-shirt guaranteed, meet with volunteer committee, secure sponsors and donations, order T-shirts, packet pickup and late registration, packet pick up on event day, Tour de Lakes ride
- July- Compile survey information for End of Activity Report, complete End of Activity Report and submitted for Park Board review

Marketing:

- December 29, 2021- Facebook post on TDL page
- March 14, 2022- Postcards ordered
- March 15, 2022- Facebook post on TDL page and E-Blast to past participants
- March 17, 2022- Postcards delivered
- March 31, 2022- Facebook post on TDL page
- April 1, 2022- Mailed postcards to volunteers, Illustrated Ad, Facebook post on LSPR page
- April 12, 2022- Facebook post on TDL page
- April 25, 2022- Banners Ordered and Facebook post on TDL page
- April 26, 2022- Facebook post on LSPR page
- April 28, 2022- Posters ordered and posted on websites
 - Missouri Bicycle and Pedestrian Federation
 - Bike Stop
 - Explore LS
 - Cycling KC
 - Lee's Summit Go
- May 2, 2022- Posters delivered and Facebook post on TDL and LSPR page
- May 6, 2022- Facebook post on TDL page
- May 11, 2022- Facebook post on LSPR page
- May 12, 2022- Facebook post on TDL page
- May 16, 2022- Part of 5-things E-Blast
- May 18, 2022- Facebook post on TDL and LSPR page
- May 23, 2022- Banners delivered and posters displayed
- May 25, 2022- Facebook post on TDL and LSPR page, Press Release goes out and E-Blast to Past Participants
- May 27, 2022- Banners displayed at parks
- May 30, 2022- Part of 5-things E-Blast
- June 1, 2022- Facebook post on LSPR page and Did you Know TV Ad
- June 6, 2022- Part of 5-things E-Blast and Facebook post on TDL and LSPR page
- June 8, 2022- Facebook post on LSPR page and ordered yard signs
- June 9, 2022- Facebook post on TDL page
- June 13, 2022- Yard signs delivered
- June 14, 2022- Yard signs displayed at parks and Facebook post on TDL page
- June 15, 2022- Facebook post on TDL and LSPR page, E-Blast to past participants and LSPR new members
- June 17, 2022- Banners displayed at Community Centers
- June 20, 2022- Part of 5-things E-Blast
- June 22, 2022- Facebook post on TDL and LSPR page
- June 23, 2022- Facebook post on TDL and LSPR page

- June 24, 2022- Facebook post on LSPR page

Evaluation/assessment:

Out of 560 surveys sent to participants, 224 completed and returned a survey (40% return rate). Please see attached results.

Appendix A

Recommendations to decrease expenses

1. Reduce the number of officers from 14 (2022) to 8 (2019).
 - a. Save estimate: \$1800
2. Limit T-shirt design to one color.
 - a. Save estimate: \$750
3. Do not buy trail mix for future rides due to chocolate melting and it was an unpopular SAG snack.
 - a. Save estimate: \$140
4. Buy Gatorade mix in bulk to receive a better deal per gallon.
 - a. Save estimate: \$120
5. Reduce the number of posters purchased from 250 to 100.
 - a. Save estimate: \$100
6. Decrease the count of granola bars provided at each SAG.
 - a. Save estimate: \$30

Save estimate total: \$2,940

TDL 2022 Revenue and Expenses

Revenue	2022 actual	2022 budgeted	2021 actual
Early registrations	\$16,616.05	\$24,000.00	\$10,140.00
Late registrations	\$1,397.50	\$3,500.00	\$3,045.00
Sponsorships	\$9,500.00	\$7,500.00	\$6,500.00
Donation (Hy-Vee West and McKeever's)	\$0.00	\$0.00	\$0.00
Jerseys/T-shirts	\$970.00	\$1,400.00	\$640.00
Revenue Total	\$28,483.55	\$36,400.00	\$20,325.00

Expenses	2022 actual	2022 budgeted	2021 actual
Longview Rec Center campus police fee	\$0.00	\$320.00	\$0.00
Misc. Supplies(spray paint, SAG supplies, ice) ¹	\$695.65	\$1,600.00	\$1,092.90
T-Shirts	\$7,192.00	\$5,500.00	\$3,040.16
Wristbands	\$74.18	\$75.00	\$117.00
Porta Potties (18 regular and 1 accessible)	\$885.00	\$1,445.00	\$980.00
Printing/advertising	\$1,237.07	\$1,299.24	\$1,118.84
Street sweeper ^{2,3}	\$1,021.36		\$0.00
Food and Beverage	\$1,250.87	\$300.00	\$325.80
Tent rental	\$665.84	\$425.00	\$552.00
Mileage ²	\$67.28		\$67.76
LSPD (14 officers) ³	\$4,668.06	\$2,300.00	\$0.00
Grilled luncheon meal (750)	\$4,312.50	\$5,250.00	\$2,100.00
Expense Total	\$22,069.81	\$18,514.24	\$9,394.46

Indirect Expenses (Charged)	2022 actual	2022 budgeted	2021 actual
Erin Keeney (120 hours)	\$3,246.00	\$3,246.00	\$5,268.00
FT staff assigned (9 hours)	\$1,975.32	\$2,160.00	\$1,956.87
Interns (9 hours)	\$225.00	\$225.00	\$0.00
Parks Staff (10 hours)	\$2,432.60	\$2,800.00	\$1,188.80
Total estimated indirect expenses	\$7,878.92	\$8,431.00	\$8,413.67

Estimated Indirect Expenses (Not Charged)	2022 actual	2022 budgeted	2021 actual
Administrative Staff ⁴	\$0.00	\$975.00	\$975.00
Collin McCage (20 hours)	\$320.40	\$320.40	\$432.40
Total estimated indirect expenses not charged	\$320.40	\$320.40	\$432.40

Net	2022 actual	2022 budgeted	2021 actual
Net without indirect expenses	\$6,413.74	\$17,885.76	\$10,930.54
Net with indirect expenses	-\$1,465.18	\$9,454.76	\$2,516.87

Donation	2022 actual	2022 budgeted	2021 actual
Benefactors ⁵	\$500.00	\$1,000.00	\$2,516.87

1. Refunded \$127.84 for spray paint malfunctions.
2. Street Sweeper and Mileage was not included in the FY22 Budget.
3. Not charged for LSPD in 2021 .
4. Administrative staff was not utilized this year.
5. Benefactor is not included in total expenses.

LS Parks & Recreation "Tour De Lakes 2022" Survey

of Surveys Distributed: Email: 560 Via Mail: 0 Via Phone: 0

of Surveys Returned: 224; 40% of returns

Participant: 224 Parent/Guardian: 0 Coach/Asst.Coach/Volunteer: 2

LS Illustrated: 6 Website: 28 Flyer: 10 LS Cable Channel: 0 Acquaintance: 35 Previous Participant: 140 Other: 25

Regarding the registration process...	N/A	Very Poor	Poor	Fair	Good	Very Good	Average
If you registered by phone or in person, how helpful was the person who assisted you?	143	0	1	2	12	43	4.67
If you registered on-line, please rate the ease of registration.	25	3	2	21	71	94	4.32
Please rate the amount of time taken to register.	5	3	1	22	75	117	4.39
Please rate the overall registration procedure.	4	0	2	23	85	108	4.37
If you received a manual or information packet, please rate the value of that information.	84	1	0	13	58	57	4.32

Comments:

- I purposely registered with the partner site to avoid the City's site. I love Lees Summit and the people who work for it, I just don't like the website used for registration for recreation.
- Everything was great, thank you so much!
- Had a great time!
- Credit card machine was kind of slow processing payments.
- My wife registered both of us online, so I'm not sure how the process was. The packet could have contained more information, like a map of the route I was registered to ride.
- Online registration could have been smoother, as a non-Lee's Summit resident. The site was kind of confusing (I swear I can use a computer!) and the follow up email left me wondering what info I was missing. It got the job done and as this is our first formal/organized ride, my expectations may be off.
- Online registration is cumbersome.
- My wife registered us so I don't know how the process went.
- The registration showed 2 options for registering...the first was titled 15-64 and the second was titled 'youth under 14" So, I thought the 2 links were by age when the first was a reference to distances and the second was a reference to age. Suggest you stick to age only in the title and lead with "adult" or "youth".
- We could use more information regarding safety, including an explanation of the wristband with phone number, and tips for riding on the road with traffic.
- Registered using active.com.
- I kind of expected an email the week of with packet pick up info, but I knew where to look to find out info.
- I didn't receive the manual in my packet, but the t-shirt, socks and the repair patch kit were very good idea.
- I'm not sure why my house ID is needed to register through Lee's Summit. Active sign up worked fine.
- Online registration could have been more intuitive.
- I didn't receive a packet. If I did via email. I didn't see it.
- Packet information was excellent. Routes were detailed and easy to read. Only thing I would add, and this might be information overload, is what the Support Station will have for food and drinks. Again, the information was sufficient.
- I wish the SAG stations were highlighted. I didn't know where they were, although I saw them on the map once the race was over.
- I waited until the day before the ride to register online and when I went the Active site at 7am it told me registration was closed. I then emailed LSPR and they indicated I needed to register in person. Later that day, I learned that I could register online still and completed it that way. Registration was easy.
- Being a past participant, I pretty much knew what to expect.
- Registration is a little confusing regarding Lee's Summit residents.
- Because I received a complimentary registration through work, there was no option to register online. Would be nice if there were.

Regarding the value...	N/A	Very Poor	Poor	Fair	Good	Very Good	Average
Was the length of the activity appropriate for the fee?	1	0	0	4	56	163	4.71
Was the content of the activity appropriate for the fee?	1	0	1	3	55	164	4.71

Comments:

- Great price for a great race!
- Loved the ride, lot of fun! We did the 32-miler and elevation and route design seemed appropriate for that length.
- Loved the lunch afterwards!
- I like that the price is the same, no matter which route you choose.
- A 40 to 50-mile ride would be a good option.
- Some beers along the way would be delightful.
- Love the Nike socks, but they don't fit me or my husband. Would be great if you could offer some size options.
- This is one of the best sponsored bike rides in which I've participated. I felt very safe during the ride, all of the SAG's were wonderful, and everything was organized very well. Top notch event!
- This is one of my favorite rides. It's well supported, volunteers are incredible, and we ride around 5 lakes. Hope this ride continues for a long time.
- One of the least expensive events I've been involved with, I was blown away!
- Hamburger was burned on one side.
- All except the lunch provided by Hy-Vee. This was extremely disappointing.
- Should be a timed event. Next time I will just join the group for the ride without the fee.
- The SAG stations were worth the entry fee for sure. They were really well done.
- \$30 for a well-supported ride with T-Shirt and a good lunch is a good value. The rest stops were fun and had a good amount of cyclist-friendly food. I greatly appreciated being able to get ice at the 41-mile mark of the 56-mile course when it started to heat up. Everyone was very friendly too.
- We only did the 10-mile route this year so the registration fee is pricey for that distance. However, the expense was appropriate for the other distances.
- My ride was complementary, but I was very pleased with the organization at the ride and the SAG support.
- We are donating to a Parks and Rec program. Always a well worth activity.
- The SAG at LSW was very fun!

Regarding the program sessions...	N/A	Very Poor	Poor	Fair	Good	Very Good	Average
Please rate the competence of activity staff	6	0	0	2	48	167	4.76
Please rate the friendliness of activity staff	5	0	0	1	28	188	4.86
Please rate the ability to recognize activity staff	6	0	1	10	51	154	4.66
Please rate the amount of staff available during the activity	6	0	0	4	53	158	4.72
Please rate the Volunteers, if applicable.	2	0	0	0	32	186	4.85
Were the rules, regulations and policies appropriate for the activity?	7	0	0	4	55	158	4.71
Please rate the condition and suitability of the facility/fields used.	1	1	0	21	76	124	4.47
Please rate the perceived safety of program.	1	0	6	12	68	136	4.50

Comments:

- Don't know who marks the course but some of the painted arrows on the pavement are not until you turn. Some missed turns!!!
- Some police officers actively helped cyclists navigate the intersections, others just observed.
- Not your fault the rides need to be resurfaced.
- I was pleased by the police support, especially on the first half. It would have been helpful for the police to support intersections throughout the event.
- I don't think this is directly related to the ride. We all know MO could have better road, and much better bike lanes
- Terrific support from Lees Summit Police at virtually all intersections - much appreciated! Also, the presence of volunteers at all critical turns, etc. was especially helpful.
- Signage for course could be better with above ground signs rather than paint on the roadway.
- One of the high vehicle traffic intersections had police officers who didn't provide any help to the cyclists. They just sat in their patrol vehicle. After waiting a few minutes, we proceeded on our own without feeling very safe.
- Route was easy to follow (32 mile) and felt very safe.
- The traffic control was much better this year!

- Course was very well marked...there were a few places that were dangerous due to left turns into traffic following a sag but not sure how to rectify.
- Great job on posting police at the high traffic intersections.
- Need more instruction on riding with traffic. I saw riders running red lights in intersections without police protection and riders taking up too much of the lane and blocking cars.
- Number of volunteers and the support of police was amazing. Made it feel supported and safe! Thanks.
- So, impressed with the entire event. All personnel were excellent!
- Wish the police were a little more attentive at the stop lights. Multiple times, they were staying in their cars rather than helping direct traffic. Maybe they were supposed to stay in their cars?
- This is the fourth time I have ridden and it was great to have the number of police officers at various corners.
- Thanks for having traffic support available! That was very welcome!
- Some of the roads were in pretty rough shape.
- I was not riding with a GPS, so I was relying on the course markings to navigate the 64-mile course. The painted arrows were poorly done, and the pink paint was even harder to see because it had rained. Most of the arrows were too close to the intersection, so if you missed the arrow you also missed the turn. I missed 2 turns on the course and ended up riding an extra mile. Every turn should have an easy to see yard sign with an arrow and the TDL branding. I'd pay an extra \$5 registration fee if it meant there were signs on the route for the directions in addition to better painted arrows. I think white or orange paint would have been easier to see.
- Really felt like there should have been some kind of police or race assist at the corner of 3rd and View High. Traffic was not aware or paying attention to bikers turning at that corner and sharing that part of the road. Plus, there is no shoulder on that last part of the road so bikers had no choice but to ride along with car traffic.
- The staff, organizers, and volunteers did an outstanding job of providing a safe and fun event. Many thanks!!
- The volunteers - especially out on the course were fantastic!
- Intersections were sometimes confusing. Left turns on 4 lanes were difficult at times.
- The five or so stretch on Colbern without much protection from traffic was not great. Finding an alternate route for the future, in my opinion would be a good idea.
- Later on, late morning cops didn't direct traffic, just sat in their cruisers.
- Don't start the ride up a steep hill. Sometimes it's questionable that a rider laid out the course when you do something goofy like this.
- Staffed beautifully at appropriate intersections with volunteers and police help.
- We got lucky with the weather. If it were projected to be hotter, it would be nice to start 30 minutes earlier.
- Could have used a few more intersections with monitor or police help. This was on the 64-mile ride. Otherwise I would rate the safety very good.
- Loved seeing Lee's Summit Police assist.
- There always seems to be a few drivers that are not happy with the event but I feel you did a good job on safety.
- I felt some of the route pavement markings could have been located more strategically - I went off course once.
- Good police presence.
- May I suggest running a street sweeper around the course before the ride. Willing to pay extra for this. This would make the ride a little safer.
- I would suggest someone going over course weeks in advance and having the city fill in the potholes. Several places were bad.
- The role of the police presence was unclear at times. Stopped at several traffic lights while police didn't direct traffic.
- Really appreciated the police presence at several intersections and volunteers posted for directions in addition to the street markings.
- Police weren't directing traffic in all of the busy intersections.
- Everything was wonderful!
- Having Colbern road in the route later in the day meant a ton of traffic and cross lane activity. Police were around but weren't very active in blocking traffic.
- I am out on the West side of JoCo near the county. I am used to less traffic lights where I ride. Lake routes were nice, but the connectors were kind of crowded with cars.
- I noticed more Lees Summit officers this year which was nice
- There were a surprising number of large potholes. Lee's Summit needs to be more proactive in this area to make the ride as safe as possible.
- The police stationed at busy intersections were very helpful and polite.
- Police activity at intersections and throughout event great and essential at certain locations.
- Police attention to controlling traffic needs addressing.
- Sure, the route had a few bumps and pot holes. But you are at the mercy of the LS street department. All in all, a good route.
- I did accidentally drink hand sanitizer (I'm still hoping it was only hand sanitizer) because it was in, what looked like, an unlabeled water jug.

Overall Summary...	N/A	Very Poor	Poor	Fair	Good	Very Good	Average
Were the participant's overall needs met?	1	0	0	4	51	167	4.73
What is the likelihood of your recommendation of this activity to others?	1	0	2	5	34	182	4.78
Please rate the participant's overall enjoyment level	1	0	1	4	46	172	4.74
What is your overall rating of the activity?	1	0	1	4	47	170	4.74
What is your overall rating of Lee's Summit Parks & Recreation?	5	0	0	1	69	149	4.68

Comments:

- I wish the later part of the long course was marked better. I'm not from the area and was cycling solo towards the end and had missed two turns and had to back track.
- Programming is awesome. Facilities are excellent. Leadership is tops. Only constructive criticism would be to improve the ease of online interaction and possibly get an application that works well with smartphones.
- Best bike ride of the year.
- Keep up the great work!
- Food was slim for the late riders.
- A cold soda at the end of the ride would be nice and to make sure everyone has checked in before packing up.
- Fun event! Thanks to everyone!
- This was my first-year riding in the event and I'm looking forward too many more!
- I prefer that the event is scheduled in the fall like it was last year 2021. Hot and humid conditions of summer limit my endurance during the event. Too much risk of heat related illness.
- Look forward every year for this event. Great value for shirt, socks, and food. Seem little less organized at the end of the ride this year.
- We ride the Rock 2-3x/week (love it! what a fantastic trail, thank you!) and were excited to hear about this ride during the #RidetheRock day. We live in KCMO and would likely not have heard of the event otherwise. Thanks for all you do!
- Food at end of ride was minimal and nothing for vegetarians - I do not drink soda but heard several comments about nothing being available for riders doing the longest ride.
- This is a well-run and fun ride. On my list as an annual event -- well done!
- Well organized event.
- This was our first time doing the Tour de Lakes and have only positive feelings and comments. We will definitely return! We enjoyed it so much!!
- Great event. SAGs were a key component for me to complete the long course.
- Only negative was that food and drink at the finish line ran out before all bikers had finished, which meant that many bikers who did the longest ride and Billy Goat Hill got less or no food/drink at the end.
- This was the first time I have ever done a road bike ride. I ride trails. I would have appreciated "rules of the road" to go along with my packet pick up. How to approach intersections, where would the police presence be. What happens if you break down. Just some guidelines. Some cycling etiquette.
- Love the event!
- This was my 6th time for TDL. Always a good ride and very well organized. Food was excellent! Thank you!
- The volunteers were wonderful! Well organized. Great SAGS! Need more vegan opportunities after the ride.
- I loved this event, I will definitely participate again!
- I have not participated in a road cycling event for several years due to bike safety concerns. This event alleviated my worries and concerns. There was plenty of bike support, nutrition and hydration, and course monitors to make this a safe and enjoyable event for myself and the other participants. Well done Lee's Summit Parks and Rec!!!!!!
- Another great Tour de Lakes in the books! Thanks for an amazing event and congratulations on 20 years!!!
- Good value with t shirt, socks and lunch meal. I had fun on the 64-mile route. Shorter mile route riders had the best food options at the end of the ride, which is usual. I would do a shorter mile ride next time for that reason.
- Lee's Summit Parks and Rec is fantastic.
- We missed the event - totally slipped our mind until that night. If a reminder email was sent (either for the race or registration process), it didn't come through...not even in spam. If one wasn't sent, that would definitely be recommended for future events! We'll try again next year!!
- Awesome ride. I can't wait to do it again next year.
- I brought two friends with me this year, and I will continue being a participant in this event.
- One of my favorite events of the year, thank you!
- Next year maybe limit electric bikes to no trailer attachments.
- Thought of maybe setting a time division between cycled distance groups. (60 milers leave 10 minutes before 30 milers etc.)
- Best organized and run ride in the area by a long shot. Other groups in the area should take lessons from your organization about how to mark a route, run a sag stop and appreciate participants. Great job!!
- Excellent event ... will try to do it annually.

- Don't have a lot of experience with LS Parks and Rec other than this ride.
- Please provide more PB&Js at the stop. They were all out by the time I got there.
- We look forward to participating next year.
- A few of the Missouri roads are a little crummy but the race was fantastic overall! Even after breaking the chain & crashing my bike on Billy Goat Jr, a young man from Bike Stop showed up (after calling the number on my bracelet) and he sold me a chain & adjusted my bike, allowing me to finish the ride. I was thrilled!
- I enjoyed the ride in October last year. A late June ride is likely to be very warm and/or humid
- I learned of the event from a friend, but I often use the website. Maybe highlighting the event on the main page would help.
- Such a wonderful event, thank you LSPR!
- Very helpful in helping me purchase a jersey several days after race.
- After 32 miles, that was the best burger and chocolate chip cookie! Food support was great!
- I was unable to register online due to some sort of glitch with my profile. I called and was able to sign up this way. Never did get my on-line issue cleared up.
- I found this event to be one of the best I've done. I was very impressed with how the course was marked and controlled. At most corners, there was not only clear markings but people with signs as well. Very well done!! Other events should take notes. Thank you!
- I love this event! It's such a great time and am hopeful it will continue for many years to come!!
- One of the best rides of the year.
- Thank you for your hard work. I'll be back next year.
- Loved the course.
- I think reworking the route a bit would add to the overall experience. I'm sure it's a logistics thing but having the hills in the later warmer part of the day along with the busier roads was a bit of a detractor. But overall it was a fun day with some good miles!
- Impressed that LSPR were the ones organizing the event.
- Having the ride in the fall is preferable for us. Cooler weather is better for distance riding.
- Love the ride! Wish the t-shirts would go back to the bike seat logo.
- Outstanding ride! Always my favorite!
- I loved the ride. My only concerns were: Too many large potholes. Inadequate/confusing "on-road" directions. I witnessed riders who did not see on-road markings because the markings were missing, too close to the turn corner or were inaccurate.
- Fantastic ride as always. I was not expecting lunch and it was greatly appreciated.
- This is always a great event and 2022 was fantastic. The route was well marked, including hazards, the posted routes for GPS were accurate, the SAG stops had great options and the lunch at the end was as good as always. Great support from the Lee's Summit Police Department keeping riders safe at intersections was appreciated. I do a lot of these rides in the KC metro and in other states and Tour de Lakes always has the best support of the local police department. Well done!
- Organization of event excellent, my first time.
- I participated last year, riding the complete 64 mile in October (I believe) I had a wonderful time, brought another person and we loved it. This year you all did a great job again but it was in June. I was fortunate to finish 54 mile and that we had overcast skies most of the morning. The humidity was tough to bear and when the sun came out it was brutal. Please change your dates to October or I don't think I will participate again (unless the weather is cool) This year I brought two people with me but we probably won't come again if it's in June. Again, you all did a fabulous job!!!
- At the completion of the race the staff were just sitting around and there was no clear direction on what to do. Saw no finish line and there was no one to greet you. Very weird.
- Best cycling event I have attended!!
- TDL did an excellent job with this ride.
- Great event. More marketing would help but now that I've participated once I'll remember to look out for it next year.
- I especially liked that the wristbands had the number for Bike Support. This was a brilliant idea. Great staff, great support, great route. Love the shirt! We'll be back next year!
- I think it would be great to have the option to order a jersey at the time of registration.

End of Activity Report
Kids Fishing Derby
May 7, 2022
Report Completed by: Sean Dorrance

Executive Summary

Brief Program Description:

The Kids Fishing Derby was a two-hour event held on Saturday, May 7 from 10:00AM-11:30AM. The activity was open to children ages 2-16. This event was held in conjunction with Lee's Summit Parks and Recreation and the Rob Ellerman Real Estate Team, along with a donation of worms from Bass Pro Shop. Each child received a container of worms with registration. Prizes were given for biggest fish and smallest fish for three different age groups, 2-5, 6-10 and 11-16, as well as a grand prize for overall largest and overall smallest fish.

Participant numbers:

2022: 101

2021: 39

2020: 0¹

Total Revenue:

<u>Year</u>	<u>Budget</u>	<u>Actual</u>
2022	\$0.00 ²	\$251.00
2021	\$0.00	\$96.00
2020	\$0.00 ¹	\$0.00 ¹

Total Expenses:

<u>Year</u>	<u>Budget</u>	<u>Actual</u>
2022	\$19.20 ³	\$19.20 ³
2021	\$17.11	\$42.86 ⁴
2020	\$0.00 ¹	\$0.00 ¹

Net:

<u>Year</u>	<u>Budget</u>	<u>Actual</u>
2022	(\$19.20)	\$231.80
2021	(\$17.11)	\$53.14
2020	\$0.00 ¹	\$0.00 ¹

¹ Fishing derby was not held due to COVID-19.

² Fishing derby was not budgeted in FY22 budget.

³ Budget and Actual expenses include indirect expense. Indirect Expense: \$19.20

⁴ In 2021 LSPR had a part time worker for the entire event. This was not needed in 2022 due to Reese Nichols providing more volunteers.

Recommendations:

Comment: Should we continue to hold this program?

Recommendation: This program is a good benefit to the community and staff recommends continuing the program.

Comment: There were two comments requesting more time to fish.

Recommendation: Only two fish were caught in the first 40 minutes of the competition. Staff does not believe the event needs to be longer but does recommend starting the event 30 minutes later for future events. Starting later would allow the water to warm up which should lead to more fish being caught early on.

Extensive Staff Report**Purpose of Report:**

End of Activity reports are used to evaluate each recreational activity at its conclusion. Four areas are reviewed: program content and execution, participant satisfaction, participation numbers and financial performance. These areas are compared to the planned budget and previous sessions. Recommendations for improvements are developed from this review.

Program Description:

The Kids Fishing Derby was a one and a half-hour event held at the Legacy Park Lake on Saturday, May 7 from 10:00AM-11:30AM. The activity was open to children ages 2-16. This event was held in conjunction with Lee's Summit Parks and Recreation and the Rob Ellerman Real Estate Team, along with a donation of worms from Bass Pro Shop. Each child received a container of worms with registration. Prizes were given for biggest fish and smallest fish for three different age groups, 2-5, 6-10 and 11-16, as well as grand prizes for overall biggest and overall smallest catches.

Benefits of Program:

The benefits of Kids Fishing Derby are the learning of basic skills of fishing, developing social and motor skills, promotion of environmental friendliness, a socialization opportunity for the whole family, an opportunity for quality time between children and parents/guardians to build their emotional bond learning lifelong skills and simply having fun.

Service Hours:

of participants: 101 x 1 1/2 hours

2022: 176.75 hours

2021: 78 hours

2020: 0 hours

Volunteer Hours:

Total number of volunteers: 7

Total number of hours/volunteers [7 volunteers x 3 hours]: 21 hours

Based on national volunteer wage of \$28.54/hour x 21 hours = **\$599.34**

Refunds:

Total Refunds: 0

Refunds Due to Dissatisfaction: 0

Event Rescheduled/Scheduling Conflict: 0

Fees Charged:

<u>Fiscal Year</u>	<u>Amount</u>
2022	\$2.00/\$3.00
2021	\$2.00/\$3.00
2020 ⁵	\$0.00/\$0.00

Program Timeline:

- January: Finalize date and time.
- March: Put program in LSPR Illustrated & develop marketing plan
- April: Coordinate Volunteers, finalize sponsorships, process donations
- May: Event takes place, pictures taken, surveys sent
- July: End of Activity Report completed and sent to Park Board.

Marketing:

This program was marketed in the LSPR Illustrated, LSPR website, Facebook, posters, DYK TV and multiple eBlast.

Evaluation/Assessment:

Out of 66 surveys distributed to unique households, 18 surveys were completed and returned. This is a 27% return rate for the surveys. Please see attached Survey Summary for results.

⁵ Fishing Derby was not held due to COVID 19.

Lee's Summit Parks & Recreation "Kid's Fishing Derby 2022" Survey

Number of Surveys Distributed - Email: 66 Via Mail: 0 In-Person: 0 # of Surveys Returned: 17

Were you a - Participant: 0 Coach: 0 Parent/Guardian: 17

How did you heard about the program? LS Illustrated: 6 Website/Facebook/Twitter: 8 Email Blast: 0 Flyer: 0 Postcard: 0
Newspaper: 0 LS Cable Channel: 0 Acquaintance: 0 Previous Participant: 3 Other: 0

Regarding the Registration Process...	N/A	Very Poor	Poor	Fair	Good	Very Good	Average
If you registered by phone or in person, how helpful was the person who assisted you?	10	0	0	1	2	4	4.42
If you registered on-line, please rate the ease of registration	6	0	0	2	5	4	4.18
Please rate the amount of time taken to register.	3	0	0	2	6	6	4.29
Please rate the overall registration procedure.	0	0	0	5	7	5	4.00

Regarding the Value...	N/A	Very Poor	Poor	Fair	Good	Very Good	Average
Was the length of the activity appropriate for the fee?	0	0	1	2	5	9	4.29
Was the content of the activity appropriate for the fee?	0	0	1	2	3	11	4.41
If awards were given, were they appropriate for the fee?	0	0	1	2	5	9	4.29

- Very fun!
- Fishing was slow at the start, would have liked a little extra time after the fish started getting caught.

Regarding the Program Sessions...	N/A	Very Poor	Poor	Fair	Good	Very Good	Average
Please rate the competence of activity staff.	0	0	0	1	6	10	4.53
Please rate the friendliness of activity staff.	0	0	0	1	6	10	4.53
Please rate the ability to recognize activity staff.	0	0	0	2	7	8	4.35
Please rate the amount of staff available during the activity.	0	0	0	1	8	8	4.41
Were the rules, regulation and policies appropriate for the activity?	0	0	0	3	6	8	4.29
Please rate the condition and suitability of the facility/fields used.	0	0	0	1	6	10	4.53
Please rate condition and suitability of the equipment used.	7	0	0	0	5	5	4.50
Please rate the perceived safety of program.	0	0	0	3	6	8	4.29

- We were on the far end of the lake, and it took a while to get someone out to measure our fish.
- More time to fish.
- Had a great time!

Overall Summary...	N/A	Very Poor	Poor	Fair	Good	Very Good	Average
Were the participant's overall needs met?	0	0	0	1	6	10	4.52
What is the likelihood of your recommendation of this activity to others?	0	0	0	3	5	9	4.35
Please rate the participant's overall enjoyment level	0	0	0	1	6	9	4.52
What is your overall rating of the activity?	0	0	0	1	6	10	4.52
What is your overall rating of Lee's Summit Parks & Recreation?	0	0	0	1	6	10	4.52

- Great event.
- Love when the city puts on events like this.

End of Activity Report
Indoor Spring Swim Lessons – LCC & LVCC
January –April 2022
Grace Carson

Executive Summary:

Brief Program Description:

The spring swim lesson program is designed to provide participants ages 6 months – 14 years instruction in a variety of aquatic skills. Each session for the parent/tot class is 3 weeks and Levels 1-4 are 4 weeks in length.

Participant Numbers

2022: 386
2021: 170
2020: 156

Total Revenue:	Budget	Actual
2022	\$14,664.00 ¹	\$19,106.00 ²
2021	\$16,560.00	\$4,409.00
2020	\$11,052.00	\$6,730.00

Total Expense:	Budget	Actual
2022	\$11,857.50 ³	\$10,092.38 ³
2021	\$9,478.93	\$2,445.97
2020	\$4,331.21	\$2,077.77

Net:	Budget	Actual
2022	\$2,806.50	\$9,013.62
2021	\$7,081.07	\$1,963.03
2020	\$6,720.75	\$4,652.23

¹Budget revenue is combined with LCC (\$7,990.00), and LVCC (\$6,674.00)

²Actual revenue is combined with LCC (\$8,201.00), and LVCC (\$10,905.00)

³Budget and Actual Expenses includes both Direct and Indirect Expenses. LCC and LVCC combined. Indirect Expenses = \$2,608.94

Recommendations:

Comment: The actual revenue is significantly higher than budgeted revenue, but actual expenses were lower than budgeted expenses.

Recommendation: Longview Community Center budgeted for 142 swim lesson enrollments for Spring lessons and received 209 enrollments. This resulted in Longview Community Center exceeding budgeted revenue for the program by \$4,231.00.

Due to the staff shortage with Swim Instructors, staff had to combine 3 Penguin (Level 2) and 3 Seals (Level 3) classes. Even with the combining of classes staff was able to stay within the 6:1 instructor to student ratio. By combining classes this reduced the need of 3 instructors to 2 instructors saving \$203.52 in instructor expenses. The Aquatics Manager also had to teach all 6 Seahorses (Level 0) classes due to lack of instructors and Lifeguard the third session of swim lessons at Longview Community Center. By the Aquatics Manager teaching the Level 0 classes and lifeguarding the third session of swim lessons at Longview Community Center, this created a cost savings of \$452.00.

Comment: There were multiple comments regarding having difficulties with the online registration process. Patrons commented the website is confusing (on the phone and on computer), difficult to use, and overall 'not great'. One comment was not clear on the late fee. Two comments discussed the difficulties online led them to call for assistance which they said helped clear things up and got them registered.

Recommendation: Staff were able to assist the patron via phone or in person to help get the participants enrolled in swimming lessons. Comments will be shared with LSPR Administration staff. Staff does not recommend changes at this time and will continue to assist patrons with enrollment when needed.

Comment: There were 11 positive comments regarding the instructors.

Recommendation: Parents gave positive comments about the instructors and their patience with the kids in the classes as well as the friendliness of the LSPR staff. Staff will be recognized in an attempt to continue the momentum.

Comment: There were 6 negative comments regarding the swim instructors and life guards, comments such as wishing the instructors were more fun, saw instructors sitting along the side of the pool instead of in the water, being unprepared for class, lifeguards not paying attention and one instructor was more worried about not getting her hair wet instead of leading the class.

Recommendation: Staff will address these comments with the swim instructors. Staff will make sure when reviewing lesson plans with the swim instructors that all goals and objectives are understood and are ready for class. Staff conduct will also be reviewed with instructors and lifeguards at the next staff in-service in August.

Comment: There were 8 comments regarding class size and instructor to student ratio.

Recommendation: This comment is received every season. The American Red cross standard ratio for class sizes is one instructor per six students, and LSPR makes every effort to adhere to this standard. Due to staffing levels and availability, in rare cases, class ratios were 1:8. Staff recommends continuing to adhere to the Red Cross standard of 1:6 when staffing levels allow and continuing to recruit swim instructor staff.

Extensive Staff Report:

Purpose of Report:

End of activity reports are used to evaluate each recreational activity at its conclusion. Four areas are reviewed: program content and execution, participation satisfaction, participation numbers and financial performance. These areas are compared to the planned budget and previous seasons. Recommendations for improvements are developed from this review.

Program Description:

The spring swimming lesson program consists of three, four-week sessions on Tuesday and Thursday at LCC and Monday and Wednesday at LVCC. It also consists of one eight-week session on Saturday mornings at 8:00am and 9:00am.

LCC: Session one ran from January 11 to January 27, 2022. From 5-5:45pm and 6-6:45pm on Tuesdays and Thursdays. Saturday classes for session one were from January 15 to March 5, 2022 from 8-8:45am and 9-9:45am. Session two ran from February 8 to February 24, 2022 on Tuesdays and Thursdays from 5-5:45pm and 6-6:45pm. Session three was pushed back from March to April due to a shortage of swim instructors. Session three ran from April 12 to May 5, 2022 on Tuesdays and Thursdays from 5-5:45pm and 6-6:30pm.

LVCC: Session one ran from January 10 to February 2, 2022 from 5-5:45pm and 6-6:45pm. Saturday classes for session one were from January 15 to March 5, 2022 from 8-8:45am and 9-9:45am. Session two ran from February 7 to March 2, 2022 on Monday and Wednesdays from 5-5:45pm and 6-6:45pm. Session three ran from March 7 to March 30, 2022 from 5-5:45pm and 6-6:45pm.

The American Red Cross Learn to Swim program provides instruction for basic to advanced levels of aquatic skills for toddlers and above. The swim lesson instructors range in age from high school age to adult depending on availability.

Benefits of Program:

The benefits of the Learn to Swim program are that the participants learn the basic to advance skills of swimming such as floating on your back and stomach, the cross stroke, back stroke, breast stroke and diving. Also the participants have interaction with other participants, have fun and participate in a physical activity. Swimming empowers children to be more confident around the water as well as preparing them with safety skills.

Service Hours:

FY22:	2,004 ⁵
FY21:	510
FY20:	789

⁵ Service hours are for LCC and LVCC combined.

Refunds:

Total: 42 (\$2,164.90)

No instructor – 21

Schedule conflict – 6

Class changed due to low instructors – 6

COVID – 4

Signed up for wrong facility – 3

Medical – 1

Satisfaction Guarantee – 1

Fees Charged:

	Early Bird Price (Member/Non-Member)	Regular Price (Member/Non-Member)
Parent Tot	\$31.00/\$35.00	\$37.00/\$41.00
Group	\$43.00/\$49.00	\$54.00/\$60.00
Private	N/A	N/A

Program Timeline:

December: registration; selection and training of staff

January: Begin weekend and first weekday session at both facilities

February: End first weekday session and begin second weekday session; end first weekend session

March: End second weekday session and begin third weekday session at Longview Community Center

April: Begin third weekday session at Lovell Community Center

May: Review Surveys and develop End of Activity Report

Marketing:

The swim lesson program was marketed in several different ways. The program was listed in the Spring edition of the LS Illustrated. In addition, information was listed on the LSPR website, Facebook, and e-blasts were sent out to Friends of the Park.

Evaluation/assessment:

Out of 87 unique households given/sent a survey, 65 completed and returned a survey (74.7% return rate). Please see attached survey results.

Spring 2021 Swim Lessons Survey Results

of Surveys Distributed: Email: 0 In Person: 386 # of Surveys Returned: 87 22.6% of Returns

How did you hear about the program?

LS Illustrated – 5 Website/Facebook/Twitter – 38 Email Blast – 0 Acquaintance – 7 Previous Participant – 32
Other – 5

Comments (Other): Web Search, Called around (2), Family, member (2)

Regarding the registration process...	N/A	Very Poor	Poor	Fair	Good	Very Good	Average
If you registered by phone or in person, how helpful was the person who assisted you?	60	0	1	2	6	18	4.52
If you registered on-line, how easy was the process?	15	2	5	7	24	34	4.15
Please rate the amount of time taken to register	6	0	3	12	30	36	4.22
Please rate the overall registration procedure	11	1	1	11	25	37	4.28

Comments:

- Add numeric levels to online options
- What I thought were classes at Legacy Park were actually here & we didn't realize until day 1. That was part of registration that I didn't like
- I went to the center by great beginnings and the woman was very helpful and answered all my questions
- A little difficult searching for the activities
- My wife registered, didn't have any complaints though!
- I wish there were a way to review cart (specifically the days/times for activity) before completing registration/payment
- Very hard online. I had to do it in person. Online wouldn't allow me to purchase the swim lessons.
- I don't think we ever got a confirmation email so we were a bit unsure lessons got pushed back one month.
- A bit confused on which class to do but a quick call cleared it up
- Link takes you to LVCC pool
- Good communication when class was pushed back a month
- Website not easy to use
- Registered for wrong site, but was easy to switch. Helpful on phone
- Online is unclear and the form kept giving errors. I thought I needed one adult per kid & would have brought more kids if I had known I didn't need to be in the water.
- The description of the levels were too vague
- Online says to call for enrollment to get member discounts, when you call to register they tell you to do it online. First to assist us to register only successfully registered 1 of 2 kids so other kids had to sit out all block.
- The summary of what level to choose – particularly for those on the “bubble” by age is VERY POOR. Called and explanation was no help. Needs to be redesigned.
- Price went up without notice. Understand incremental price increase as start date approaches, but notice is helpful
- Would love to have more insight into upcoming lessons.

Regarding the value...	N/A	Very Poor	Poor	Fair	Good	Very Good	Average
Was the length of the activity appropriate for the fee?	1	1	1	11	27	45	4.34
Was the content of the activity appropriate for the fee?	1	1	4	12	25	44	4.24

Comments:

- 60 min would be better

- 45 min. was good but could be better if was 2 months.
- Need smaller class size options
- Total time in water is maybe 5 minutes of class – doesn't seem like enough.
- Very different than the “levels” at LSR7, so hard to judge which level to place child.
- Many are less day for equal or more
- A lot of kids in class leads to less learning time
- Class lacked structure – not sure if children really learned anything
- Teachers could have made it more fun & worked to make scared kids try harder. The first teacher had a harder time.
- Occasionally noted teachers just sitting along the wall instead of teaching.
- I think the value of the program for the cost is appropriate and in line with the market
- Only adding 15 minutes on to make up for a missed 45-minute session is frustrating. Especially when we were told it would be made up.

Regarding the program sessions...	N/A	Very Poor	Poor	Fair	Good	Very Good	Average
Please rate the competence of the activity staff	0	0	3	6	27	51	4.45
Please rate the friendliness of the activity staff	0	0	0	4	19	64	4.69
Please rate the ability to recognize activity staff	0	1	1	1	21	63	4.66
Please rate the amount of staff available during the activity	0	0	1	6	29	51	4.49
Were the rules, regulations and policies appropriate for the activity?	2	0	1	1	25	58	4.65
Please rate the condition and suitability of facility used	0	1	2	5	20	59	4.54
Please rate the condition and suitability of equipment used	1	1	1	4	16	63	4.58
Please rate the perceived safety of the program	2	0	1	1	24	58	4.60

Comments:

- The teacher for level 3 was great my daughter loved her.
- Miss Kennedy did a great job with all the kids.
- Wish there were more sessions available, more options for days of week.
- Big class w/ few instructors
- Larger classes need more teachers
- Loved our son's teachers!
- Her teachers were amazing! They were so patient and spent quality time with her, helping her to not be scared <3
- Wish they allowed kids more time to acclimate to water, rather than sitting on steps shivering. Most parents agreed.
- Pool way too cold for younger children. Hard to learn when they are shivering and miserably cold.
- Great swim class
- We're told 10 minutes would be added to each class but for a snow day “make-up” this didn't happen. ~7 minutes of 45 were “made-up” by letting the kids free play in the pool for the last 15 minutes.
- Lifeguards were good. Front desk was not as friendly. Very inconsistent on if we could use locker/changing rooms before class. Also, discrepancy between lifeguards on use of goggles.
- The instructors are very good. However, every time I saw the lifeguard just staring into space. A past session I had to pull my kid up out of water. The lifeguard in the chair should be watching the little kids like a hawk. Please discuss how very important their job is. 😊
- I wish there were more levels at legacy.
- Having time for little ones to warm up to the water before class is helpful
- Ms. Kennedy was a great instructor. Very patient with the kids & also very good at “classroom management”!
- All the kids were shivering and would end class w/ blue lips. Had to buy my kid a full long sleeve & pants swim suit so he wouldn't freeze.
- Pool water was extremely cold. It was disappointing to see every single kid shivering w/ blue lips.
- Cold pool
- Sometimes kids would be unattended when walking between pools
- Staff had been great to my kids in working on improving swimming skills. Also, the facilities are very nice to learn in.

- You all were great! Ellie loved this experience
- Staff was very unprepared this session. Did not have attendance lists or know the kids. Were frequently late getting us to lessons.

Overall Summary...	N/A	Very Poor	Poor	Fair	Good	Very Good	Average
Were the participant's overall needs met?	0	2	3	7	32	43	4.28
What is the likelihood of your recommendation of this activity to others?	2	2	2	8	20	53	4.41
Please rate the participant's overall enjoyment level	0	0	1	7	17	62	4.61
What is your overall rating of the activity?	0	1	3	7	25	51	4.40
What is your overall rating of Lee's Summit Parks & Recreation?	1	0	1	6	23	56	4.56

Comments:

- I think the kids enrolled should get to enroll in the next class before others.
- We love all the parks in L.S. and the pools.
- My daughter loves Ms. Kennedy!
- Would like to see about 5 students to 1 teacher ratio
- Swim classes for 5yo – pool temp could be warmer the kids were COLD!
- Eastyn was FANTASTIC with our kid. She went above to make her feel comfortable, safe & encouraged.
- Have reached out to director w/ no response. Instructors trying, more kids than they can teach
- Instructors don't seem to want to be here. Instructor too worried about her hair getting wet and her nails to teach. All instructors too busy talking to each other than helping the kids. If you're going to waste 10 min @ beginning of every class start it @ 4:50
- Wish they had a few extra minutes to play after lessons
- Again, pool is closed and 6 children in the class so that is about six minutes per lesson per child.
- My child attends classes @ goldfish swim school which is what I am using to compare activities to – Needs structure, and planning –
- My kids didn't learn much & wished they would have played more. But one of my kids was extremely difficult & that wasn't your fault at all.
- Facility employees giving out incorrect info regarding class times
- Teachers were amazing.
- Family changing room; shower area sometimes left dirty
- For the amount of kids in each class It would have been nice to see multiple instructors. Such as a 3:1 or 4:1 ratio for more intimate relationships/trust.
- Swim skills not given enough time to comprehend/practice. Bypassed too quickly. (e.g. tells them to put face in / blow bubbles, but not given enough time to do / practice to solidify skill... brushed over, moved on.)
- Lee's Summit Parks and Rec does a great job in their programs and in keeping nice facilities for these recreation programs.
- Assessments at end would be nice. Notification of next sessions sign ups would be nice too
- The level of program was a little too easy. Would have been nice for the instructors to challenge my kid more. The grey/pink hair woman at the front desk is rude and unprofessional

AUGUST 2022 COMMENT REPORT

Attached are 22 patron comments with staff responses that were either submitted verbally, in writing or via email. Of these comments, 11 were making requests, 5 compliments, and 6 suggestions

#	Location	Type	Date	To	From	Patron Name	Patron Comment	Staff Response
1	GCC	Suggestion	6/23/22	Megan Crews	Nate Thomas	Cathy Bel	Please let community center staff know if there is a sub for instructors so participants won't be waiting.	Thank you for your comment! Our staff is made aware when a class is canceled so they can call all patrons who have already signed up on the class sign-in sheet. NT
2	LCC	Compliment	5/27/22	Rachel Smith	Nate Thomas	Joyce White	My Silver Sneaker instructors are the best ever!! Specifically, Lori Elliott, Gloria Dewey, Cathy Pec, Jamie Ireland	Thank you for your comment! I will let the instructors know about the kind compliment and will make sure they are acknowledged at our next staff meeting! NT
3	LCC	Compliment	6/10/22	Jodi Jordan	Rachel Smith	Mike Carpino	Many thanks to Kyle for helping me up the stairs and Avery for helping me down the stairs. Appreciated both!	Thank you for your comment. This message will be shared with Kyle and Avery and they will be recognized at our next staff meeting. RIS
4	LCC	Compliment	6/16/22	Jodi Jordan	Rachel Smith	Taylor Smith	From all the pickleball players, "Thank you for the new nets!"	Staff appreciated this comment card and will share it at the next staff meeting. RIS
5	LCC	Compliment	6/20/22	Rachel Smith	Nate Thomas	Judy Shaffer	I have been here 8 years and have attended several different classes, and Elisabeth Davison is one of the very best instructors I have had.	Thank you for your comment! I will pass along the kind comment to Elisabeth and make sure she is recognized at our next staff meeting. NT
6	LCC	Compliment	7/30/22	Jodi Jordan	Grace Carson	Jocelyn Hall	Your lifeguards were top notch today! I love that they were alert and acknowledged my children. Camille was the best and so we had to ask what her name was. Ellie was very helpful with the spa!	Staff appreciates the positive comment cards. Camille and Ellie will receive recognition at our next staff meeting. GC
7	LCC	Request	6/1/22	Rachel Smith	Nate Thomas	Sharon	When school resumes could you please restart T-TH-Sat water classes during school hours. Thank you	Thank you for your comment! I will keep this in mind when considering future classes for our Fall season. NT
8	LCC	Request	6/14/22	Rachel Smith	Nate Thomas	K Wooderson	I would like more cool air on Saturdays in the 8am Pilates class. Thermostat is locked at 70 and won't lower.	Thank you for your comment! I spoke to the maintenance supervisor and we will lower the temperature in the group ex studio for the next class. NT
9	LCC	Request	6/17/22	Rachel Smith	Nate Thomas	Brenda Rogers	Lori Elliot was asking if we cared if our Tai Chi class was moved from 10am. I'd like to keep it at 10am. I'll stay with the class wherever, but 10am works best for me.	Thank you for your comment! I have already visited Lori's class and taken a vote, and the Tai Chi class will be remaining at 10am. NT
10	LCC	Request	6/28/22	Rachel Smith	Nate Thomas	Connie Yates	I would love to see another functional fitness class offered. One a week isn't enough!	Thank you for your comment! I will keep this in mind for when more class slots open! NT
11	LCC	Request	7/4/22	Jodi Jordan	Rachel Smith	Unknown	Bigger cups for coffee.	Our coffee service is free to members. We use 6oz coffee cups and members are welcome to refill as needed. RIS
12	LCC	Request	8/10-13/2022	Jodi Jordan	Rachel Smith	27 comment cards from patrons	The Zumba class music is too loud for pickleball on Saturday mornings even though it falls within the acceptable decibel range.	Staff check the decibel level of music when there is a complaint. If the music is over the approved decibel level, the instructor is directed to turn it down. Lovell Community Center is a multi-use facility and some noise transference is expected. There are only 2 fitness classes currently using the gymnasium for a total of 2 hours per week. One class is on Saturday mornings alongside pickleball. The other class is on Thursday evenings alongside open gym. Pickleball currently has 40 scheduled hours in the gym each week. There is also open play for pickleball offered at Longview Community Center from 10am-1pm on Saturdays with no fitness class sharing the gym. Staff suggest that pickleball players who are inconvenienced with the music level choose another time to play or try another location. RIS
13	LCC	Suggestion	8/11/22	Jodi Jordan	Rachel Smith	Mary Luchtel	How do we address unruly behavior?	Please bring any unruly behavior to the attention of the Facility Supervisor on site. They will address the situation accordingly. Repeat offenders will be addressed by the facility manager. RIS
14	LCC	Suggestion	8/10/22	Jodi Jordan	Rachel Smith	Mary Holstrom	Bigger coffee cups please.	Thank you for your comment. Lovell Community Center usually offers 6oz coffee cups. Based on availability and pricing, the most recent cups purchased were 8oz cups. Staff does not recommend changing from 6-8oz cups at this time as our coffee service is a free amenity for our members. RIS
15	LVCC	Request	6/7/22	Heath Harris	Eric Schooley	Paul Stewart	More hooks to hang things on in the swimming pool area.	Staff installed six additional hooks. ES
16	LVCC	Request	6/8/22	Heath Harris	Eric Schooley	Judy Foglio	The water fountains in the gym are not working correctly and aren't very chilled.	Staff checked the drinking fountains at LVCC. They were working properly. The water from these fountains is not chilled. Cold tap water is dispersed from the fountains. ES
17	LVCC	Request	6/13/22	Heath Harris	Eric Schooley	Yvonn Janike	The pickleball nets need new velcro.	The velcro is sewn into the fabric of the pickleball nets and cannot be replaced. Staff ordered two new nets. ES
18	LVCC	Request	7/20/22	David Dean	Eric Schooley	Charles Hennon	The men's shower is missing almost all the grout. Please regrout at some point (sanitation issue). Change cleaning method for longevity, no stiff brushes.	At LVCC, the floors in the showers of the men's and women's locker room do not have any grout between the tiles. There are a few spots on the walls missing grout. Staff has noticed this but suspects grout was never present on the floors perhaps because of a traction issue. Staff does not recommend grouting the floors. Rarely is the tile in the showers scrubbed with a stiff brush. This is only done when mold, mildew, or stains start to develop. Shower walls and floors are cleaned nightly with a Kaivac machine. This machine sprays a chemical on the surface, the chemical self-cleans the surface, the surface is rinsed with water, and then the surface is vacuumed. This process eliminates the need for scrubbing. ES
19	LVCC	Suggestion	7/30/22	Jodi Jordan	Robert Minor		Longview Rec center pool is closing down for 10 days starting Aug 1. I know those with annual memberships to both Longview and Legacy can swim at Legacy during that time, but why not allow those with memberships go to the LS outdoor pools for free during those 10 days. From my observations the number of swimmers at Longview far exceed the number of swimmers in the Legacy pool. I'm concerned this will cause significant crowding at Legacy and there will be upset patrons especially if they live on the west side of LS and drive to Legacy only to find the pool at Legacy. Don't get me wrong I appreciate what we have, the excellent staff and facilities. But why not allow those with annual memberships to attend any of the LS outdoor pools for free during this 10 day period. Who knows we might like what we see, bring others, and maybe become members of one of the outdoor pools as well. Just a suggestion. Love The work our park and recreation people!!!	Mr. Minor, Thank you reaching out regarding access to Summit Waves during the Longview Community Center Pool closure. I am happy to hear you enjoy the facilities and appreciate your feedback. We are fortunate to have 3 aquatic facilities in our park system available to our community. Each of our LSPR facilities operates on its own budget with a goal to be 100% cost recovery. The fees you pay for your membership do not support Summit Waves operations but does grant you access to the three other community centers. LSPR does not have a way to single out the Longview Community Center swimmers from the other community center memberships. If LSPR grants access to Summit Waves we would have to do this for over 7,000 paying community center members and an additional 6,000 health care memberships. Allowing free access would also be unfair for the community center members who have already purchased a Summit Waves season pass.

#	Location	Type	Date	To	From	Patron Name	Patron Comment	Staff Response
20	LVCC	Suggestion	7/30/22		Joe Snook	Robert Minor	<p>I have an idea. I understand the Longview pool will be closed for 10 days and Legacy pool can be used as an alternative. But at best legacy has only two swim lap lanes available and sometimes none during frequent aquatics/water aerobics. Why not allow those with annual passes to both indoor aquatic facilities be allowed to use the other LS outdoor swim facilities as well for free by showing are key fob at the entrance. Longview has many lap swimmers and I appreciate what we have but this seems like a fair proposition given you have many patrons that use Longview in almost a daily basis. Although there may not be dedicated lanes at the outdoor facilities it still provides more opportunity for those that want to swim and exercise a larger pool and closer option's especially for the many of us that live on the far west side of LS. It just seems fair. There should be no extra cost to LS Parks and Rec just let the employees know to let someone with an annual membership to go on in.🙏</p>	<p>Mr. Minor,</p> <p>Thank you for your email and suggestion to use Summit Waves while Longview Community Center aquatics area is closed for annual maintenance. Although the closure is scheduled for 10 days our hope is to open the aquatics area prior to that. As you mentioned Lovell Community Center is available for aquatic activities including lap swimming and your membership at Longview does provide access to all of our indoor facilities at no additional cost, including Lovell. It is important for LSPR to perform annual maintenance in our aquatic areas to minimize unscheduled and unexpected downtime throughout the year and we practice similar preventative maintenance in other areas like our gymnasiums. We ensure that our maintenance efforts at the respective community centers do not overlap so we can always provide an alternative location so our patrons can continue to engage in the activities that are important to them.</p> <p>Summit Waves is a separate cost center with a 100% cost recovery expectation. Season pass holders and single visit users support the operations of that facility just as your membership at Longview supports the financial needs at Longview. Capacity at Summit Waves has reached maximum levels on several days this season and we anticipate that will continue. In addition, Summit Waves does not have designated swim lanes during operational hours preventing any opportunity for that activity.</p> <p>You are welcome to enjoy Summit Waves and the many amenities it offers however you will need purchase a single visit pass. I encourage you to maximize the benefits of your Longview membership by visiting and utilizing Lovell Community Center while Longview is closed for preventative maintenance.</p>
21	Parks	Request	7/18/22		Steve Casey	Brent Dein	<p>Charles David Hartman Park is a wonderful park but the access to drinking water is very poor. The three baseball fields sit way below street level, so during hot weather it is in area my hot with no breeze. The concession stand is never open and the only water is a slow fountain by the restrooms that you can barely get to between innings of a game. It's hard to fill water bottles there as well. Would it be possible to add water bottle filling stations on the concession stand. I know adding water closer to the fields is probably not an easy solution.</p>	<p>Thank you for your comments and suggestion. We will look into the availability of water service near the ball fields and determine feasibility. There is a bottle filler at the trailhead/playground not far from the restrooms as a convenience. I will pass along your comment.Thanks again.</p>

From: Robert Minor <rdminor57@gmail.com>
Sent: Friday, July 29, 2022 8:01 AM
To: Park Board <ParkBoard@cityofls.net>
Subject: Longview Rec center aqua center closing

*** This email is from an external source, use caution before clicking on links or opening attachments. ***I have an idea. I understand the Longview pool will be closed for 10 days and Legacy pool can be used as an alternative. But at best legacy has only two swim lap lanes available and sometimes none during frequent aquatics/water aerobics. Why not allow those with annual passes to both indoor aquatic facilities be allowed to use the other LS outdoor swim facilities as well for free by showing are key fob at the entrance. Longview has many lap swimmers and I appreciate what we have but this seems like a fair proposition given you have many patrons that use Longview in almost a daily basis. Although there may not be dedicated lanes at the outdoor facilities it still provides more opportunity for those that want to swim and exercise a larger pool and closer option's especially for the many of us that live on the far west side of LS. It just seems fair. There should be no extra cost to LS Parks and Rec just let the employees know to let someone with an annual membership to go on in. 😊

-----Original Message-----

From: Joe Snook <Joe.Snook@cityofls.net>
Sent: Saturday, July 30, 2022 10:54 AM
To: Robert Minor ;Park Board
Subject: RE: Longview Rec center aqua center closing

Mr. Minor,

Thank you for your email and suggestion to use Summit Waves while Longview Community Center aquatics area is closed for annual maintenance. Although the closure is scheduled for 10 days our hope is to open the aquatics area prior to that. As you mentioned Lovell Community Center is available for aquatic activities including lap swimming and your membership at Longview does provide access to all of our indoor facilities at no additional cost, including Lovell. It is important for LSPR to perform annual maintenance in our aquatic areas to minimize unscheduled and unexpected downtime throughout the year and we practice similar preventative maintenance in other areas like our gymnasiums. We ensure that our maintenance efforts at the respective community centers do not overlap so we can always provide an alternative location so our patrons can continue to engage in the activities that are important to them.

Summit Waves is a separate cost center with a 100% cost recovery expectation. Season pass holders and single visit users support the operations of that facility just as your membership at Longview supports the financial needs at Longview. Capacity at Summit Waves has reached maximum levels on several days this season and we anticipate that will continue. In addition, Summit Waves does not have designated swim lanes during operational hours preventing any opportunity for that activity.

You are welcome to enjoy Summit Waves and the many amenities it offers however you will need purchase a single visit pass. I encourage you to maximize the benefits of your Longview membership by visiting and utilizing Lovell Community Center while Longview is closed for preventative maintenance.

Sincerely,

Joe Snook, M.S., CPRP | Administrator of Parks & Recreation

Sent: Friday, July 29, 2022 8:15 AM
To: LSPRregister <LSPRregister.LSPRregister@cityofls.net>
Subject: Contact Parks online form from CityofLS.net

***** This email is from an external source, use caution before clicking on links or opening attachments. *****

The Contact Parks online form from the cityofls.net website was submitted.

Name: Robert Minor

Message: Longview Rec center pool is closing down for 10 days starting Aug 1. I know those with annual memberships to both Longview and Legacy can swim at Legacy during that time, but why not allow those with memberships go to the LS outdoor pools for free during those 10 days. From my observations the number of swimmers at Longview far exceed the number of swimmers in the Legacy pool. I'm concerned this will cause significant crowding at Legacy and there will be upset patrons especially if they live on the west side of LS and drive to Legacy only to find the pool at Legacy.

Don't get me wrong I appreciate what we have, the excellent staff and facilities. But why not allow those with annual memberships to attend any of the LS outdoor pools for free during this 10 day period. Who knows we might like what we see, bring others, and maybe become members of one of the outdoor pools as well.

Just a suggestion. Love The work our park and recreation people!!!

From: Jodi Jordan <Jodi.Jordan@cityofls.net>
Sent: Monday, August 1, 2022 8:08 AM
To:
Subject: FW: Contact Parks online form from CityofLS.net

Mr. Minor,

Thank you reaching out regarding access to Summit Waves during the Longview Community Center Pool closure. I am happy to hear you enjoy the facilities and appreciate your feedback. We are fortunate to have 3 aquatic facilities in our park system available to our community. Each of our LSPR facilities operates on its own budget with a goal to be 100% cost recovery. The fees you pay for your membership do not support Summit Waves operations but does grant you access to the three other community centers.

LSPR does not have a way to single out the Longview Community Center swimmers from the other community center memberships. If LSPR grants access to Summit Waves we would have to do this for over 7,000 paying community center members and an additional 6,000 health care memberships. Allowing free access would also be unfair for the community center members who have already purchased a Summit Waves season pass.

Additionally, there are capacity limits at Summit Waves in place for safety and to allow an enjoyable experience for all. By opening free access for 13,000 patrons would restrict or eliminate single visit tickets allowed into the facility. In addition to the season pass revenue, Summit Waves relies on the single visit ticket revenue to fund the daily operations of the facility. As you can tell this would impact the revenue for this facility.

If you have additional questions please feel free to contact me directly at jjordan@cityofls.net or 816-969-1526.

Sincerely,

Jodi Jordan, CPRP | Superintendent of Recreation Services

From: Robert Minor

Sent: Tuesday, August 2, 2022 5:38 AM

To: Jodi Jordan <Jodi.Jordan@cityofls.net>

Subject: Fwd: Contact Parks online form from CityofLS.net

***** This email is from an external source, use caution before clicking on links or opening attachments. *****

Thanks for replying and sharing the reasons why it's not economical to provide this alternative. I appreciate your response and particularly your timely response. Not many communities the size of LS have multiple swim facilities particularly those as large as Longview. Keep up the good work!!!

2022 AUGUST

Lee's Summit Parks and Recreation Board Monthly Calendar

Sunday	Monday	Tuesday	Wednesday	Thursday	Friday	Saturday
31	01	02	03	04	05 The Phil Collins Experience at LPA	06
07	08 Family Fun Night at Summit Waves	09 City Council Meeting - 6:00pm	10	11	12 Moonlight Yoga - LPA	13
14	15	16 City Council Meeting - 6:00pm	17	18	19	20
21 Sunrise Yoga - LPA	22	23 City Council Meeting - 6:00pm Last Day of Operations SW	24 Park Board Meeting - Strother Conference Room - 6:00pm Booth Paddle - SW	25	26	27 Blues Fest - LPA
28	29	30	31 Glow Zumba - LPA	01	02	03
04	05	06	07	08	09	10

2022 SEPTEMBER

Lee's Summit Parks and Recreation Board Monthly Calendar

Sunday	Monday	Tuesday	Wednesday	Thursday	Friday	Saturday
28	29	30	31	01	02	03
04	05	06 City Council Meeting - 6:00pm	07	08	09	10
11	12	13 City Council Meeting - 6:00pm	14	15	16	17
18	19	20 City Council Meeting - 6:00pm NRPA Conference	21 NRPA Conference	22 NRPA Conference	23	24 M80's at LPA
25	26	27	28 Park Board Meeting - Strother Conference Room - 6:00pm	29	30	01
02	03	04	05	06	07	08