

fiber-cement board siding

walls
wood look printed aluminum

soffit
painted brick

standing seam









illuminated
channel
lettering

polycarbonate
/ similar

hdesigngroup | DIVENTURES OF LEE'S SUMMIT

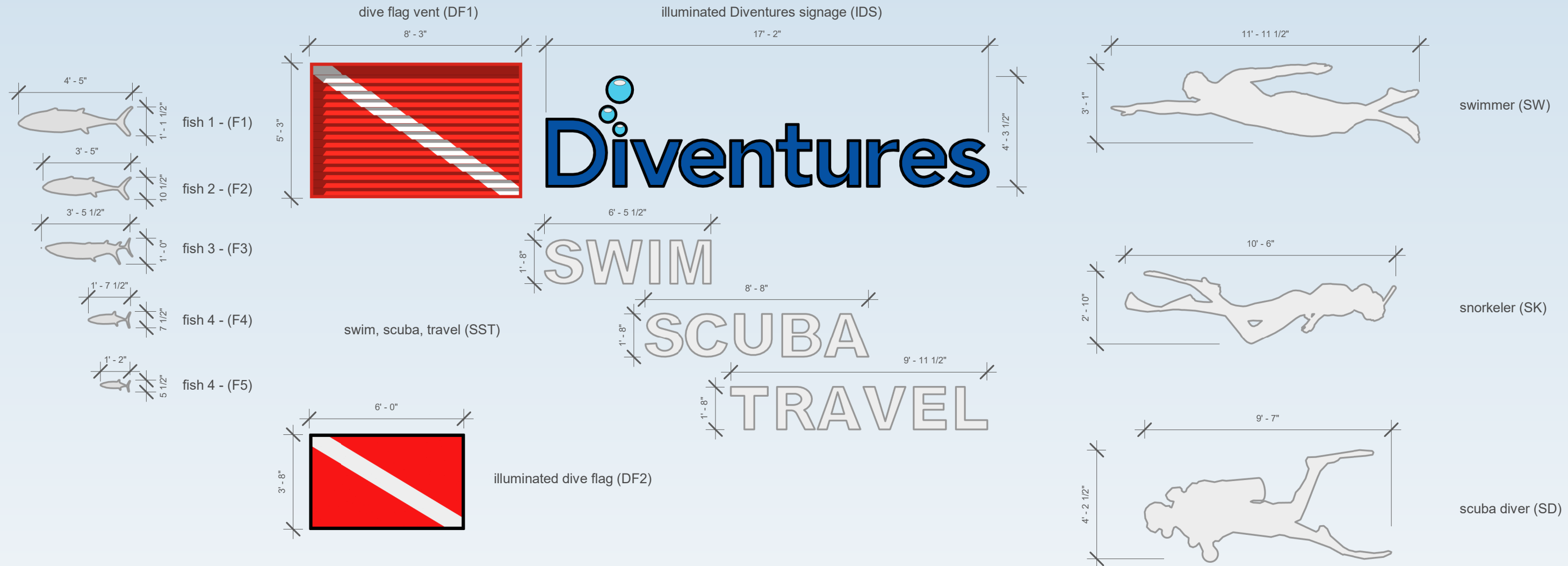
N (top) and S (bottom) elevations - 1" = 12'



- 
 fiber-cement board siding
- 
 wood look printed aluminum
- 
 painted brick
- 
 standing seam
- 
 illuminated channel lettering
- 
 polycarbonate / similar
- 
 walls
- 
 soffit

hdesigngroup | DIVENTURES OF LEE'S SUMMIT

E (top) and W (bottom) elevations - 1" = 12'



signage	rectangular area (ft ²)	# on N façade	total rectangular area (ft ²)	# on E façade	total rectangular area (ft ²)	# on S façade	total rectangular area (ft ²)	# on W façade	total rectangular area (ft ²)
F1	4.97	2	9.94	1	4.97				
F2	2.99	1	2.99						
F3	3.46	4	13.84	1	3.46				
F4	1.02	17	17.34	2	2.04				
F5	0.46	32	14.72	11	5.06				
DF1	43.31	1	43.31						
DF2	22					2	44		
IDS	73.67	1	73.67	1	73.67			1	73.67
SST	41.8	1	41.8						
SW	36.87	1	36.87						
SN	29.75	1	29.75						
SC	40.33	1	40.33						
total signage area (ft ²)		324.56		89.2		44		73.67	
total façade area (ft ²)		3615		1470		1674		1470	
% signage area		9%		6%		3%		5%	

*a few assumptions are represented in the table to the left: 1) signage elements considered are three-dimensional and traditional signage pieces. Diventures will not employ monument signage and intends to use the building as signage. Northern and eastern facades are designed as a "mural", of which the signage above is also a part of, but are being considered architectural elements, not signage. 2) Signage elements are considered, as much as seems reasonable, discrete elements due to the wholistic composition within the "mural" making it difficult to identify areas with the traditional "rectangular area" as signage is defined. It is the request of Diventures for the City of Lee's Summit to work with hdesigngroup to determine what an appropriate approach to this issue is if it is necessary for the purposes of the PDP or the development. 3) Illuminated dive flags (DF2) have been considered part of the southern facade despite being visible on eastern and western elevations; these signage elements are visible on a "blade wall" beside the main entry and are thus experienced in three dimensional space as part of this facade (re:renderings)



