

corrugated concealed-fastener metal panel (see sample images)

painted brick / raked cmu





standing seam

illuminated channel lettering

polycarbonate / similar

hdesigngroup | DIVENTURES OF LEE'S SUMMIT

N (top) and S (bottom) elevations - 1" = 12'



corrugated concealed-fastener metal panel (see sample images)

painted brick / raked cmu

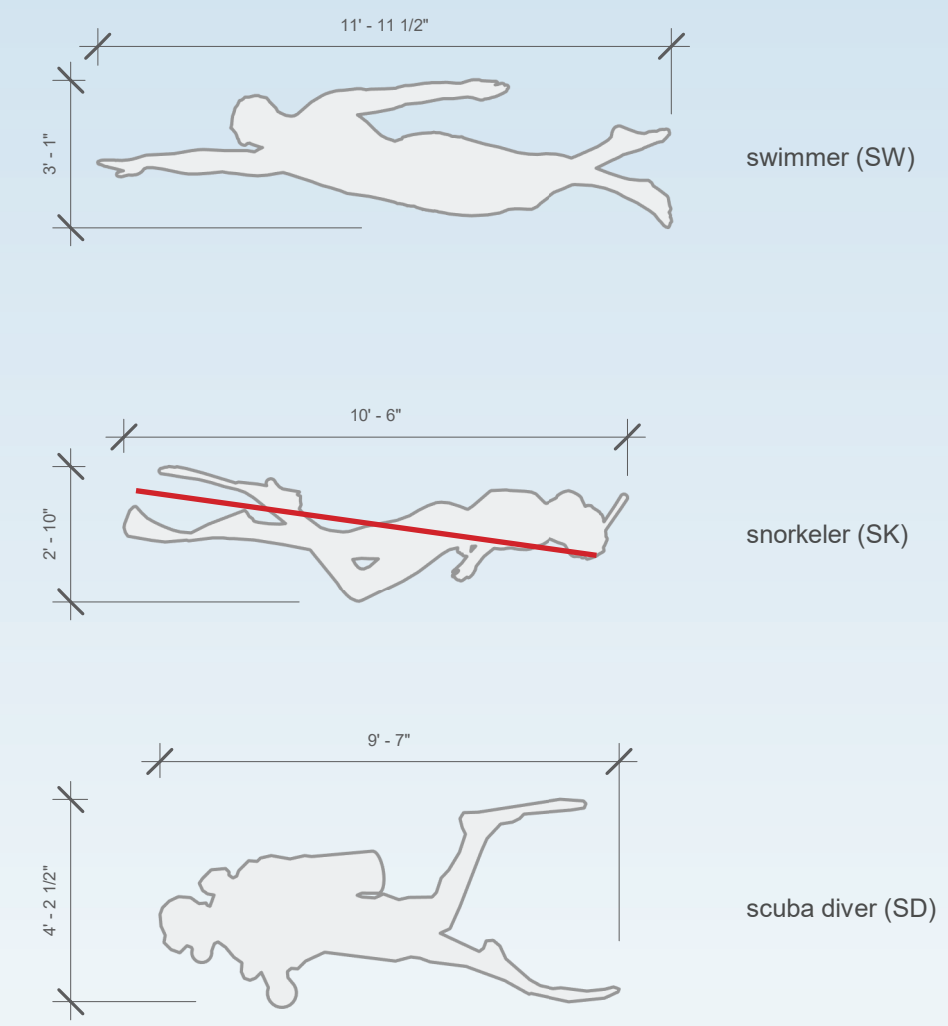

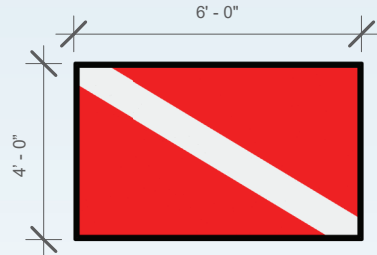
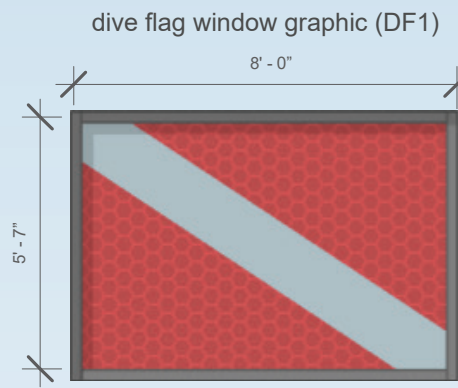
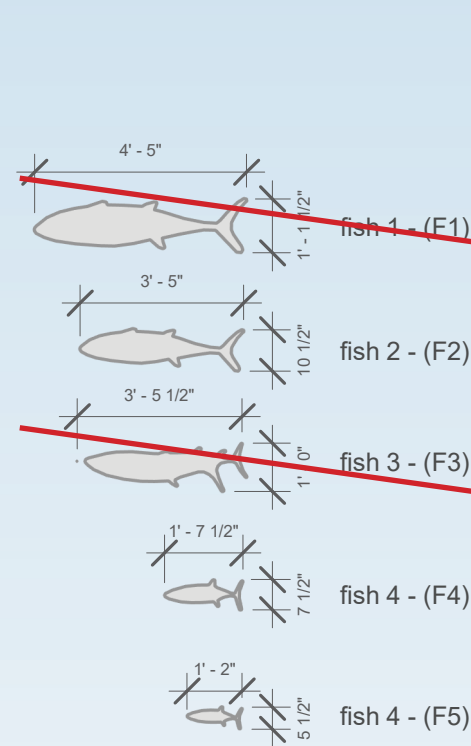
standing seam

illuminated channel lettering

polycarbonate / similar

hdesigngroup | DIVENTURES OF LEE'S SUMMIT

E (top) and W (bottom) elevations - 1" = 12'



signage	rectangular area (ft²)	# on N façade	total rectangular area (ft²)	# on E façade	total rectangular area (ft²)	# on S façade	total rectangular area (ft²)	# on W façade	total rectangular area (ft²)
F1	4.97								
F2	2.99	1	2.99						
F3	3.46								
F4	1.02	16	16.32						
F5	0.46	22	10.12						
DF1	43.31					1	44.67		
DF2	24	1	24						
IDS	73.67	1	73.67	1	73.67	1	73.67	1	73.67
SST	41.8	1	41.8						
SW	36.87	1	36.87						
SN	29.75								
SC	40.33	1	40.33						
total signage area (ft²)			246.1		73.67		118.34		73.67
total façade area (ft²)			2463		1877		1940		1877
% signage area			9.99%		3.92%		6.10%		3.92%

*Diventures will not employ monument signage and intends to use the building as the primary signage. The northern facade is designed as a "mural" which includes signage as depicted here but other elements are being considered architectural, not signage. Signage elements are considered, as much as seems reasonable, discrete elements due to the wholistic composition within the "mural" making it difficult to identify areas with the traditional "rectangular area" as signage is defined. It is the request of Diventures for the City of Lee's Summit to work with hdesigngroup to determine what an appropriate approach to this issue is if it is necessary for the purposes of the PDP or the development. Signage elements shown on elevations match what is shown on this sheet. Renderings vary slightly, and are provided mainly to show more views of the building, and what the building looks like with plantings.





hdesigngroup | DIVENTURES OF LEE'S SUMMIT

NE corner - streetfront presence





hdesigngroup | DIVENTURES OF LEE'S SUMMIT

SE corner



