LED Full Cut-Off Wall Pack

Description:

Light up your outdoor area with RZ's LED Full Cut-Off Wall Pack. It is a high efficient lighting solution that provides a long-lasting and energy-saving. The rugged housing offers advanced thermal management and protection against outdoor environments without compromising aesthetics.

Optional:

- ETL/cETL/DLC premium certificate.
- Easy installation.
- Wet location rated IP65.
- Durable die-cast aluminum housing.
- Photocell and motion sensor options.
- UV-resistant polycarbonate refractor lens.
- Emergency power 4W & operating time 1.5 hours.
- TypeII / TypeIII / TypeIV distribution optics standard

Applications:

Outdoor wall-mount applications: building facade, commercial, industrial, retail, hospitality buildings that demand long service life and low maintenance.

Web: www.rzledlighting.com | Tel: +86-755-27803791 | Add: 3rd Floor, Building 2, High-tech Zone, Fuyuan 1st Road, Fuyong Sub-district, Bao'an District, Shenzhen, China.

Parameters:

Model No.	WP10-30W	WP10-40W	WP10-50W	WP10-60W	WP10-80W	WP10-100W	WP10-120W
Input Power	30W	40W	50W	60W	80W	100W	120W
Lumen	3900lm	5200lm	6500lm	7800lm	10400lm	13000lm	15600lm
Efficacy	130LM/W (±10%)						
Input voltage	120-277VAC/120-347VAC						
Color Temperature	4000K/5000K/5700K						
THD	<20%						
Surge Protection	L-N: 2KV L/N-PE: 4KV						
LED Brand	Lumileds						
LED Type	3030						
LED QTY	48pcs	48pcs	64pcs	72pcs	96pcs	112pcs	140pcs
Viewing Angle	Type II / Type III / Type IV						
Operating Temperature	-22°F to 113°F (-30°C to +45°C)						
Operating Humidity	RH<90%						
Storage Temperature	-40°F to 158°F (-40°C to +70°C)						
Storage Humidity	RH<95%						
Color Rendering Index	Ra>70						
IP Rating	IP65						
Power Factor	≥0.90						
Frequency	50/60Hz						
Certification	cETL/ETL/DLC Premium						
Housing	Die-cast Aluminum						
Finish	Black/Bronze/Customized (Optional)						
Driver Brand	Weipeng						
Additional function	0-10V / 1-10V / Photocell/Microwave Motion Sensor /Power Adjustable / CCT Adjustable						
Life Time	L70 @ 50,000Hrs						
Warranty	5 Years						

Web: www.rzledlighting.com | Tel: +86-755-27803791 | Add: 3rd Floor, Building 2, High-tech Zone, Fuyuan 1st Road, Fuyong Sub-district, Bao'an District, Shenzhen, China.

C1 LIGHT FIXTURE - WALL PACK "W"

NOT TO SCALE

Project		Catalog #		Type	
Prepared by		Notes		Date	

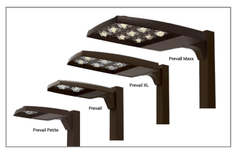

Lumark

Prevail LED

Area / Site Luminaire

Product Features

LumenSafe Technology · BAA · Light Allnshore™ · Buy American Act

Interactive Menu

- Ordering Information page 2
- Mounting Details page 3, 4
- Optical Configurations page 5
- Product Specifications page 5
- Energy and Performance Data page 6, 7
- Control Options page 8

Product Certifications

ISO 9001 · CE · DLC Premium · DLC Listed · FC · IP66 · RoHS · IP66 · ETL · 5 YEAR

Quick Facts

- Lumen packages range from 4,800 - 84,000 lumens (35W - 588W)
- Replaces 70W up to 1,000W HID equivalents
- Efficacies up to 160 lumens per watt
- Energy and maintenance savings up to 85% versus HID solutions
- Standard universal quick mount arm with universal drill pattern

Connected Systems

- WaveLinx PRO Wireless
- WaveLinx LITE Wireless

Dimensional Details

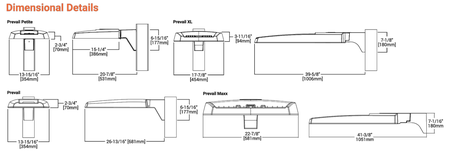

NOTES:
1. Visit https://www.designlights.org/search/ to confirm qualification. Not all product variations are DLC qualified.
2. ISA Certified for 3000K CCT and warmer only.

A1 LIGHT FIXTURE - SITE LIGHT "S"

NOT TO SCALE

D-Series
LED Parking Garage

BAA · BABA

Catalog Number
Notes
Type

Hit the Tab key or mouse over the page to see all interactive elements.

Specifications

Length: 17-3/4" (45.1 cm)
Width: 8-1/2" (21.6 cm)
Height: 3-7/16" (8.7 cm)
Weight (max): 16 lbs (7.3 kg)

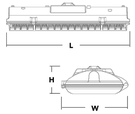

Introduction

The D-Series LED Parking Garage luminaire provides energy savings of 88% when replacing 175W metal halide luminaires. With an expected service life of over 100,000 hours (10+ years of 24/7 operation), up to ten metal halide lamp changes are avoided over the life of the product. All of this adds up to quick paybacks and a very low total cost of ownership. Five dedicated precision refractive optics allow the D-Series Parking Garage luminaire to meet the desired criteria for minimums, verticals and uniformity. Exceptional glare control is achieved while delivering the required vertical illumination.

Ordering Information

EXAMPLE: DSXPG LED 20C 1000 40K T5M MVOLT DWHXD

DSXPG LED

Series	LEDs	Drive current	Color temperature	Distribution	Voltage	Mounting
DSXPG LED	10C 10 LEDs (one engine)[1] 20C 20 LEDs (two engines) 30C 30 LEDs (three engines)	350 350 mA 530 530 mA 700 700 mA 1000 1000 mA (1 A)	30K 3000 K 40K 4000 K 50K 5000 K AMBPC Amber phosphor converted[2]	T1E Type E entryway T5M Type V, medium T5W Type V, wide T5R Type V, rectangular ASY Asymmetric	MVOLT 120 [3] 208 [3] 240 [3] 277 [3] 347 [3,4] 480 [3,4]	**Shipped included** (blank) Pendant mount[5] (36-inch length supply leads) SRM Surface mount (12-inch length supply leads) **Shipped separately** YK Yoke/trunnion mount[6]

Options

Shipped installed
HS House-side shield (housing visor)
SF Single fuse (120, 277, 347V)[7]
DF Double fuse (208, 240, 480V)[7]
SPD Separate surge protection
DMG 0-10v dimming wires pulled outside fixture (for use with an external control, ordered separately)[7,8]
PIR Motion/ambient sensor for 8-15' mounting heights[9]
PIRH Motion/ambient sensor for 15-30' mounting heights[9]

Shipped Separately
BDS Bird Shroud[6]

Shipped installed
PIRJFC2V Motion/ambient sensor for 8-15' mounting heights and for typical applications requiring daylight harvesting and Title 24 compliance[9]
PIRHJFC2V Motion/ambient sensor for 15-30' mounting heights and typical applications requiring daylight harvesting and Title 24 compliance[9]

Finish (required)
DWHXD White
DNAXD Natural aluminum
DDBXD Dark bronze

© 2013-2024 Acuity Brands Lighting, Inc. All rights reserved.

Ordering Information Cont.

Accessories
Ordered and shipped separately.

DSXPGSRM U Surface mount kit
DSXPGYK DWHXD U Yoke/trunnion accessory, white (other finishes available)
DSXPGHS U House-side shield (1 per light engine)
DSXPGBDS DWHXD U Bird shroud for pendant or yoke, white (other finishes available)
DSXPGBDS2 DWHXD U Bird shroud for SRM on surface J-box only, white (other finishes available)
SCJFBD Pendant swivel cover for round or octagonal j-box
SCFSQ Pendant swivel cover for 4" square j-box

NOTES
1 Available with 700mA or 1000mA option only.
2 Not available with 36' or 480V.
3 AMBPC only available with 530mA or 700mA.
4 MVOLT driver operates on any line voltage from 120-277V (50/60 Hz).
5 Single fuse (SF) requires 120, 277 or 347 voltage option. Double fuse (DF) requires 208, 240 or 480 voltage option.
6 Not compatible with 1000mA. Not compatible with AMBPC option. Not available with 1000mA.
7 Compatible with 3/4" NPT pendant stem, provided by customer.
8 Also available as a separate accessory; see Accessories information at left.
9 DMG2 not available with all PIR or PIRJFC options.
10 Not available with 347V or 480V. Not available with fusing.
11 Reference Motion Sensor Table on Page 8.

Performance Data

Lumen Output
Lumen values are from photometric tests performed in accordance with IESNA LM-79-08.

Light Engines	Drive Current (mA)	System Watts	Optic	30K				40K				50K				AMBPC[2]			
				Lumens	LPW	BUG	CCT	Lumens	LPW	BUG	CCT	Lumens	LPW	BUG	CCT	Lumens	LPW	BUG	CCT
10C (10 LEDs)	700 mA	26W	ASY	3,601	138	0	0	3,780	145	0	0	3,907	150	0	0	3,203	123	0	0
			T1E	2,730	105	0	0	2,952	113	0	0	3,050	117	0	0	2,386	92	0	0
			T5M	2,741	105	0	0	2,944	113	0	0	3,042	117	0	0	2,378	91	0	0
			T5R	2,700	104	0	0	2,899	111	0	0	2,997	115	0	0	2,339	90	0	0
			T5W	2,569	99	0	0	2,760	106	0	0	2,852	110	0	0	2,226	86	0	0
	1000 mA	37W	ASY	5,647	151	0	1	5,916	159	1	1	6,116	165	1	1	5,167			
			T1E	4,429	119	0	1	4,713	127	0	1	4,872	131	0	1	4,118			
			T5M	4,445	120	0	1	4,730	127	0	1	4,888	132	0	1	4,133			
			T5R	4,378	118	0	1	4,659	126	0	1	4,815	130	0	1	4,071			
			T5W	4,166	112	0	1	4,434	120	0	1	4,582	124	0	1	3,873			
20C (20 LEDs)	350mA	25W	ASY	3,601	144	0	0	3,780	151	0	0	3,907	156	0	0	3,203	128	0	0
			T1E	2,727	109	0	0	2,949	118	0	0	3,047	122	0	0	2,709	108	0	0
			T5M	2,737	109	0	0	2,960	118	0	0	3,059	122	0	0	2,720	109	0	0
			T5R	2,694	108	0	0	2,913	116	0	0	3,010	120	0	0	2,677	107	0	0
			T5W	2,565	102	0	0	2,773	111	0	0	2,866	114	0	0	2,548	102	0	0
	530 mA	37W	ASY	4,241	114	0	1	4,588	123	0	1	4,741	127	0	1	4,215	113	0	1
			T1E	3,298	89	0	1	3,567	96	0	1	3,686	99	0	1	3,278	88	0	1
			T5M	3,309	89	0	1	3,579	96	0	1	3,698	100	0	1	3,289	89	0	1
			T5R	3,259	88	0	1	3,525	95	0	1	3,642	98	0	1	3,240	87	0	1
			T5W	3,102	83	0	1	3,355	90	0	1	3,467	93	0	1	3,082	83	0	1
	700 mA	46W	ASY	5,647	123	0	1	6,105	133	1	1	6,307	137	1	1	5,611	122	0	1
			T1E	4,396	96	0	1	4,753	103	0	1	4,911	107	0	1	4,368	95	0	1
			T5M	4,413	96	0	1	4,771	104	0	1	4,929	107	0	1	4,385	95	0	1
			T5R	4,344	94	0	1	4,696	102	0	1	4,851	105	0	1	4,316	94	0	1
			T5W	4,135	90	0	1	4,470	97	0	1	4,617	100	0	1	4,107	89	0	1
	1000 mA	74W	ASY	7,883	106	1	2	8,522	115	1	2	8,805	119	1	2	7,833	106	1	2
			T1E	6,132	83	0	2	6,629	89	0	2	6,848	92	0	2	6,093	82	0	2
			T5M	6,157	83	0	2	6,656	90	0	2	6,875	93	0	2	6,118	82	0	2
			T5R	6,060	82	0	2	6,551	88	0	2	6,768	91	0	2	6,022	81	0	2
			T5W	5,767	78	0	2	6,235	84	0	2	6,441	87	0	2	5,729	77	0	2
30C (30 LEDs)	350mA	35W	ASY	4,801	137	0	1	5,040	144	0	1	5,209	149	0	1	4,270	122	0	1
			T1E	3,637	104	0	1	3,818	109	0	1	3,945	113	0	1	3,233	92	0	1
			T5M	3,655	104	0	1	3,838	110	0	1	3,965	113	0	1	3,251	93	0	1
			T5R	3,598	103	0	1	3,778	108	0	1	3,903	111	0	1	3,200	91	0	1
			T5W	3,424	98	0	1	3,594	103	0	1	3,713	106	0	1	3,045	87	0	1
	530 mA	54W	ASY	6,154	114	0	1	6,461	120	0	1	6,676	124	0	1	5,475	101	0	1
			T1E	4,713	87	0	1	4,948	92	0	1	5,112	95	0	1	4,191	78	0	1
			T5M	4,733	88	0	1	4,968	92	0	1	5,133	95	0	1	4,211	78	0	1
			T5R	4,659	86	0	1	4,891	91	0	1	5,053	94	0	1	4,137	77	0	1
			T5W	4,433	82	0	1	4,653	86	0	1	4,807	89	0	1	3,941	73	0	1
	700 mA	67W	ASY	7,883	118	1	2	8,276	124	1	2	8,547	128	1	2	7,433	111	1	2
			T1E	6,132	92	0	2	6,437	96	0	2	6,648	99	0	2	5,781	86	0	2
			T5M	6,157	92	0	2	6,463	96	0	2	6,674	100	0	2	5,806	86	0	2
			T5R	6,060	90	0	2	6,361	95	0	2	6,570	98	0	2	5,712	85	0	2
			T5W	5,767	86	0	2	6,054	90	0	2	6,252	93	0	2	5,439	81	0	2
	1000 mA	107W	ASY	10,274	96	2	4	10,785	101	2	4	11,139	104	2	4	9,685	90	2	4
			T1E	8,224	77	1	3	8,633	81	1	3	8,917	83	1	3	7,753	72	1	3
			T5M	8,260	77	1	3	8,671	81	1	3	8,955	84	1	3	7,788	73	1	3
			T5R	8,131	76	1	3	8,536	80	1	3	8,817	82	1	3	7,664	72	1	3
			T5W	7,734	72	1	3	8,117	76	1	3	8,384	79	1	3	7,291	68	1	3

NOTES:
1 Product configurations in Energy Star Qualified Products List under Family Models for details.
2 Customer is responsible for ensuring products are installed and operate compatibly in all applications. Refer to installation instructions IH300002EN and pole white paper WP01001EN for additional support information.
3 Only product configurations with these designated prefixes are built to be compliant with the Buy American Act of 1933 (BAA) or Trade Agreements Act of 1979 (TAA), respectively. Please refer to DOMESTIC PREFERENCE website for more information. Components shipped separately may be separately analyzed under domestic preference requirements.
4 Not available with 347V, 480V.
5. 480V not to be used with ungrounded or impedance grounded systems.
6. Durabilt drivers feature added protection from power quality issues such as loss of neutral, transients and voltage fluctuations. Visit www.acuitybrands.com/support for more information.
7. Use dedicated ISS fuse on product website for non-standard CCTs.
8. Not available with PIR or PIRH. Not available in 120V or 277V configurations with PRV-C65 lumen package.
9. Not available with PRV-C65 lumen package. Not available with PRV-P-C23 lumen package.
10. Coastal construction finish salt spray tested to over 5,000 hours per ASTM B117, with a scribe rating of 9 per ASTM D1654.
11. If Durabilt ZM1 is specified, use a photocontrol that matches the input voltage used.
12. Controls system is not available in combination with a photocontrol receptacle (PR & PCR?) or another controls system (MS or WL). Contact your local lighting representative for other options.
13. Utilizes the Wattstopper sensor FSP-371. Sensor color white unless specified otherwise via PSA. To field configure, order FSBL-100 accessory separately.
14. Utilizes the Wattstopper sensor FSP-383 series. Sensor color determined by product finish. See Sensor Color Reference Table. Field configures via mobile application. See Controls section for details.
15. Sensor passive infrared (PIR) may be overly sensitive when operating below -20°C (-4°F).
16. For the device to be field configurable, require WAC Gateway components WAC-PoE and WPOE-120 in appropriate quantities. Only compatible with WaveLinx system and software and requires system components to be installed for operation. See website for more Wavelinx application information.
17. Replace XX with sensor color (WH, BZ, or BK).
18. Not available with 347V, 480V, DS, or HA options. Not available in configurations CF5, CF6S, CF7S, CF7D, or CF7S.
19. Not available with 347V, 480V, DS, or HA options. Consult Lumenfacts system product pages for additional details and compatibility information.
20. Replace XX with paint color.
21. For BAA or TAA requirements, Accessories sold separately will be separately analyzed under domestic preference requirements. Consult factory for more information.
22. Not for use with PRV HL or PRW HR configurations.
23. Only for use with PRV. Not applicable to PRW HL, PRV HL, or PRV-P.
24. Must order one per option; LCD when ordering as a field installable accessory (1, 2, 4, 6 or 9).
25. This tool enables adjustment to Motion Sensor (MS) parameters including high and low modes, sensitivity, time delay, cutoff, and ambient light detection. Consult factory for more information.
26. Requires 7-PIN NEMA receptacle photocontrol receptacle (PR & PCR?) option. The WSLC-7 cannot be used in conjunction with other controls systems (MS or LWR). Operates on 120-347V input voltages.
27. Only for use with PRW HR configurations.
28. Only for use with PRV HL configurations.
29. Fixed for PRW HL.
30. Cannot be used with PR7 or other motion response control options

LumenSafe Integrated Network Security Camera Technology Options (Add as Suffix)

Product Family	Camera Type	Data Backhaul
L=LumenSafe Technology	M=Dome Camera, High Res Z=Dome Camera, Remote PTZ	C=Cellular, Customer Installed SIM Card A=Cellular, Factory Installed AT&T SIM Card V=Cellular, Factory Installed Verizon SIM Card S=Cellular, Factory Installed Sprint SIM Card E=Ethernet Networking

Stock Ordering Information

Product Family [1]	Light Engine	Voltage	Distribution
PRVS=Prevail **PRVS-XL**=Prevail XL	**C15**=(1 LED) 7,100 Nominal Lumens **C25**=(2 LEDs) 13,100 Nominal Lumens **C40**=(3 LEDs) 17,100 Nominal Lumens **C60**=(2 LEDs) 20,000 Nominal Lumens **C75**=(4 LED) 26,100 Nominal Lumens **C100**=(4 LED) 31,000 Nominal Lumens **C125**=(4 LED) 36,000 Nominal Lumens **C150**=(4 LED) 41,100 Nominal Lumens **C175**=(6 LED) 48,400 Nominal Lumens **C200**=(6 LED) 48,000 Nominal Lumens **C225**=(6 LED) 56,000 Nominal Lumens **C250**=(6 LED) 65,000 Nominal Lumens **C275**=(8 LED) 73,000 Nominal Lumens	**UNV**=Universal (120-277V) **347**=347V [1]	**T2**=Type II **T4**=Type IV

NOTES:
1. All stock configurations are standard 4000K/70CRI, bronze finish, and include the standard versatile mounting arm.
2. Only available in PRVS configurations C15, C25, C40 or C60.

C4 LIGHT FIXTURE - CANOPY LIGHT "O"

NOT TO SCALE

Lumark **Prevail LED**

Energy and Performance Data

View PRV-P IES files · View PRV IES files · View PRV-XL IES files

Power and Lumens

Product Family	Prevail Petite				Prevail				Prevail XL				Prevail Maxx			
Light Engine	C10	C15	C20	C25	C15	C25	C40	C60	C75	C100	C125	C150	C175	C200	C225	C250	C275
Power (Watts)	35	49	73	94	52	96	131	153	176	217	264	285	346	346	418	487	588
Input Current @ 120V (A)	0.29	0.41	0.61	0.79	0.43	0.80	1.09	1.32	1.50	1.84	2.21	2.38	2.92	2.89	3.49	4.06	4.90
Input Current @ 277V (A)	0.13	0.18	0.27	0.35	0.19	0.35	0.48	0.57	0.66	0.82	0.97	1.04	1.25	1.26	1.51	1.72	2.06
Input Current @ 347V (A)	0.11	0.16	0.23	0.29	0.17	0.30	0.41	0.48	0.54	0.66	0.79	0.84	1.02	1.00	1.21	1.40	1.70
Input Current @ 480V (A)	0.08	0.12	0.17	0.22	0.12	0.22	0.30	0.35	0.40	0.48	0.57	0.62	0.74	0.73	0.88	1.00	1.21
Distribution[1]																	
Type II	4000K Lumens	4,775	6,717	9,542	11,521	7,123	13,205	17,172	20,083	26,263	31,231	36,503	41,349	48,876	50,349	59,444	68,447	79,322
	BUG Rating	B1-U0-G1	B1-U0-G1	B2-U0-G2	B2-U0-G2	B2-U0-G2	B3-U0-G3	B3-U0-G3	B3-U0-G3	B3-U0-G4	B4-U0-G4	B4-U0-G4	B4-U0-G5	B4-U0-G5	B4-U0-G5	B5-U0-G5	B5-U0-G5
	Lumens per Watt	138	137	131	122	137	138	131	131	149	144	138	145	141	146	142	141	135
	3000K Lumens[1]	4,869	6,595	9,369	11,312	6,994	12,965	16,860	19,718	25,786	30,664	35,840	40,598	47,989	49,437	58,368	67,208	77,886
Type III	4000K Lumens	4,782	6,727	9,556	11,538	7,111	13,183	17,144	20,050	26,120	31,061	36,304	41,124	48,610	50,162	59,223	68,193	79,027
	BUG Rating	B1-U0-G2	B1-U0-G2	B2-U0-G3	B2-U0-G3	B2-U0-G3	B3-U0-G4	B3-U0-G4	B3-U0-G5	B3-U0-G5	B3-U0-G5	B4-U0-G5	B4-U0-G5	B4-U0-G5	B4-U0-G5	B5-U0-G5	B5-U0-G5
	Lumens per Watt	138	137	131	123	137	137	131	131	148	143	138	144	140	145	142	140	135
	3000K Lumens[1]	4,695	6,605	9,383	11,329	6,982	12,944	16,832	19,686	25,646	30,497	35,649	40,377	47,727	49,254	58,151	66,958	77,596
Type IV	4000K Lumens	4,880	6,865	9,752	11,774	7,088	13,140	17,087	19,984	26,098	31,035	36,274	41,089	48,569	50,575	59,711	68,754	79,678
	BUG Rating	B1-U0-G2	B1-U0-G2	B2-U0-G3	B2-U0-G3	B2-U0-G4	B2-U0-G4	B3-U0-G5	B3-U0-G5	B3-U0-G5	B3-U0-G5	B4-U0-G5	B4-U0-G5	B4-U0-G5	B4-U0-G5	B5-U0-G5	B5-U0-G5
	Lumens per Watt	141	140	134	125	136	137	130	131	148	143	137	144	140	146	143	141	136
	3000K Lumens[1]	4,792	6,740	9,575	11,561	6,969	12,901	16,777	19,621	25,524	30,471	35,615	40,343	47,687	49,659	58,630	67,510	78,235
Type V	4000K Lumens	5,067	7,128	10,126	12,226	7,576	14,045	18,264	21,360	28,129	33,450	39,097	44,287	52,349	53,531	63,201	72,773	84,335
	Lumens per Watt	146	145	139	130	146	146	139	140	160	154	148	155	151	155	151	150	144
	3000K Lumens[1]	4,975	6,999	9,942	12,004	7,438	13,790	17,932	20,972	27,618	32,843	38,387	43,483	51,398	52,562	62,057	71,456	82,808

NOTES:
1. For 3000K, 5000K or >CS data, refer to published IES files.

Lumen Maintenance

Configuration	TM-21 Lumen Maintenance (50,000 Hours)	Theoretical L70 (Hours)
Prevail and Prevail Petite at 25°C	91.30%	> 194,000
Prevail and Prevail Petite at 40°C	87.59%	> 134,000
Prevail XL at 25°C	91.40%	> 204,000
Prevail XL at 40°C	89.41%	> 158,000
Prevail Maxx at 25°C	91.40%	> 204,000
Prevail Maxx at 40°C	89.41%	> 158,000

Lumen Multiplier

Ambient Temperature	Lumen Multiplier
10°C	1.02
15°C	1.01
25°C	1.00
40°C	0.99

Sensor Color Reference Table (SPBx)

Housing Finish	Sensor Color
AP=Grey	Grey
BZ=Bronze	Bronze
BK=Black	Black
DP=Dark Platinum	Grey
GM=Graphite Metallic	Black
WH=White	White

FADC Settings

FADC Position	Lumen Multiplier
1	25%
2	46%
3	55%
4	62%
5	72%
6	77%
7	82%
8	85%
9	90%
10	100%

Note: +/- 5% typical value

© 2013-2024 Acuity Brands Lighting, Inc. All rights reserved.

smalls SLIDERS®

SMALLS SLIDERS
101 SW OLDHAM PKWY
LEES SUMMIT, MO 64081

Kurzynske & Associates
CONSULTING ENGINEERS
2705 Lebanon Pike – Suite One
Nashville, Tennessee 37214
Telephone: (615) 255-5203

SEALED:

STATE OF MISSOURI
MARK T. KURZYNSKE
E2000015399
PROFESSIONAL ENGINEER

06/23/25

COPYRIGHT
THESE DOCUMENTS ARE PROTECTED BY UNITED STATES COPYRIGHT LAW. THEY HAVE BEEN PREPARED SPECIFICALLY FOR THE PROJECT IDENTIFIED AND ARE NOT SUITABLE FOR USE ON ANY OTHER PROJECT OR AT ANY OTHER LOCATION WITHOUT THE EXPRESS WRITTEN APPROVAL AND PARTICIPATION OF SMALLS SLIDERS. REPRODUCTION OF THESE DOCUMENTS MUST BE AUTHORIZED BY SMALLS SLIDERS ALL RIGHTS ARE RESERVED TO SMALLS SLIDERS.

SITE PLAN - PHOTOMETRIC PLAN

REVISIONS	
NO.	DATE
*	** ** **

PROJECT NO: SS2507

SHEET ME1.04

DATE 06.23.2025