



LEE'S SUMMIT
MISSOURI®

FY24 General Fund
& PSST Revenues

Property Tax

Category	FY22 Actuals	FY23 Budget	FY23 Projections	FY24 Projection
Property Taxes - JaCo	\$22,002,298	\$21,271,875	\$23,176,972	\$24,360,000
Property Taxes - Cass	\$666,275	\$608,876	\$696,984	\$731,833
RR Taxes - JaCo	\$439,599	\$447,588	\$467,554	\$490,932
RR Taxes - Cass	\$9,451	\$9,660	\$9,729	\$10,215
Replacement Tax	\$2,416,274	\$2,199,532	\$2,488,968	\$2,572,587
PILOTS	\$636,850	\$646,260	\$645,935	\$645,000
Total	\$26,170,747	\$25,183,791	\$27,486,142	\$28,810,567

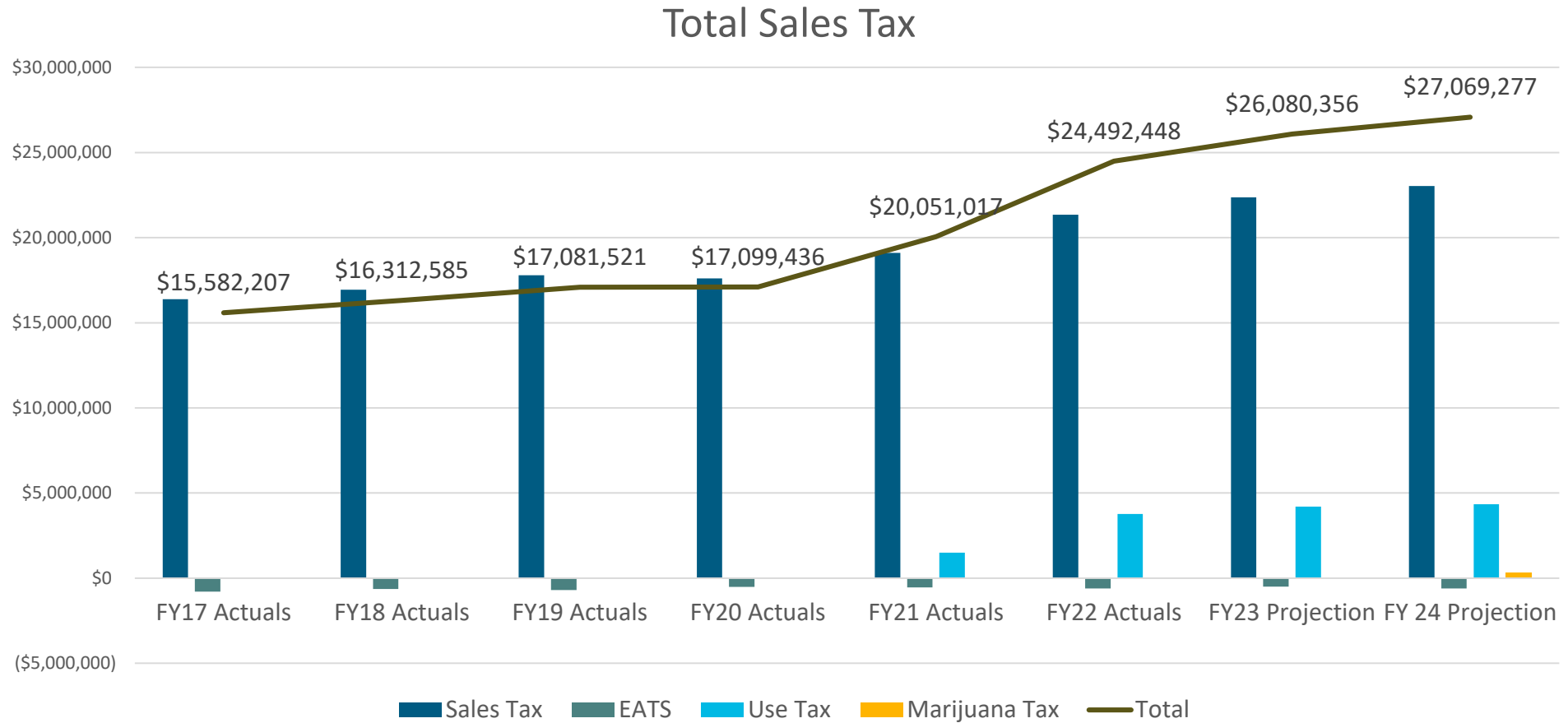


Sales Tax

Category	FY22 Actuals	FY23 Budget	FY23 Projections	FY24 Projection
Sales Tax	\$21,343,982	\$21,333,149	\$22,367,726	\$23,038,757
EATS	(\$611,214)	(\$494,195)	(\$494,195)	(\$602,510)
Use Tax	\$3,759,680	\$3,654,907	\$4,206,825	\$4,333,030
Marijuana Tax	\$0	\$0	\$0	\$300,000
Total	\$24,492,448	\$24,493,861	\$26,080,356	\$27,069,277



Sales Tax



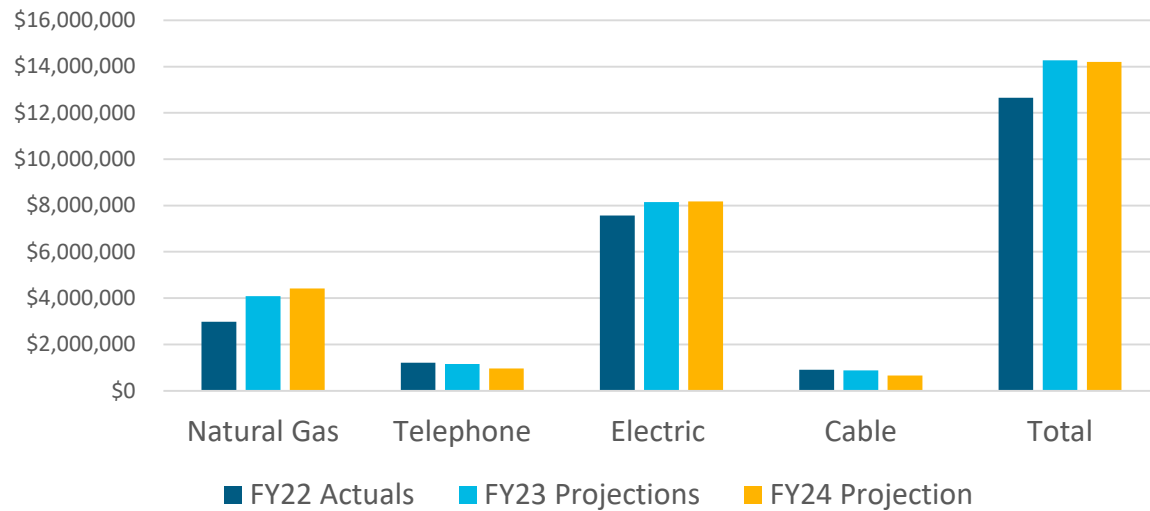
Franchise Tax

Category	FY22 Actuals	FY23 Budget	FY23 Projections	FY24 Projection
Natural Gas	\$2,978,443	\$2,945,661	\$4,092,055	\$4,418,208
Telephone	\$1,209,068	\$1,038,376	\$1,156,354	\$960,964
Electric	\$7,565,450	\$7,324,297	\$8,144,576	\$8,170,389
Cable	\$905,972	\$1,085,680	\$881,611	\$657,738
Total	\$12,658,933	\$12,394,014	\$14,274,596	\$14,207,299

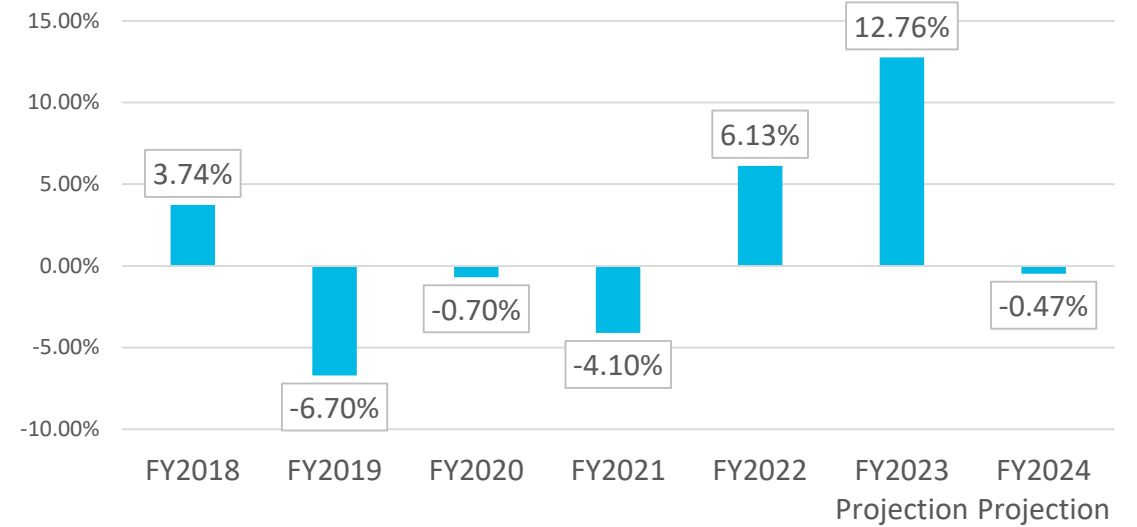


Franchise Tax

Franchise Tax



Total Franchise Tax YoY % Change

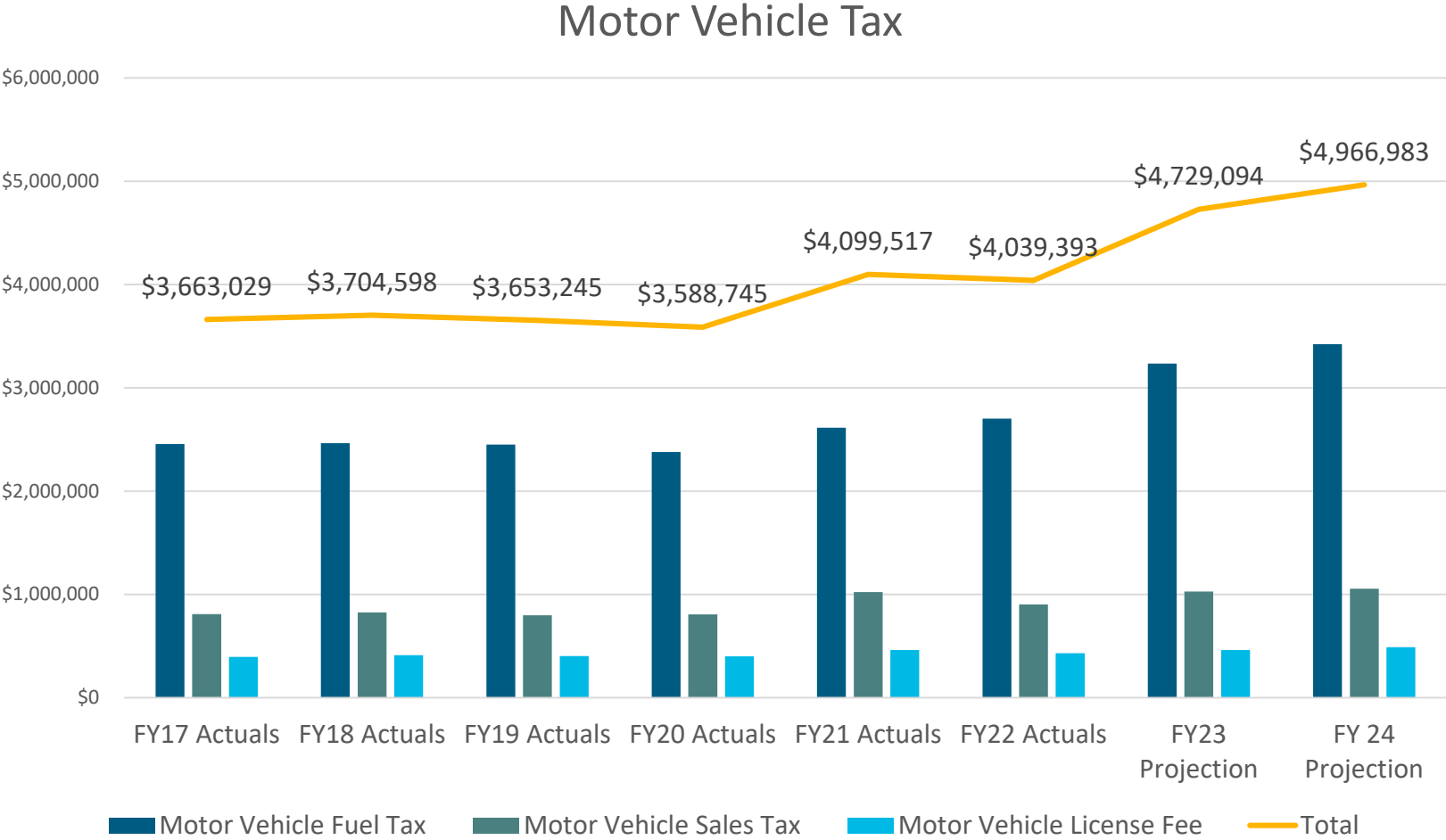


Motor Vehicle Tax

Category	FY22 Actuals	FY23 Budget	FY23 Projections	FY24 Projection
Motor Vehicle Fuel Tax	\$2,703,096	\$2,517,901	\$3,235,871	\$3,422,138
Motor Vehicle Sales Tax	\$903,518	\$993,467	\$1,029,722	\$1,054,999
Motor Vehicle License	\$432,778	\$450,882	\$463,501	\$489,846
Total	\$4,039,392	\$3,962,250	\$4,729,094	\$4,966,983



Motor Vehicle Tax

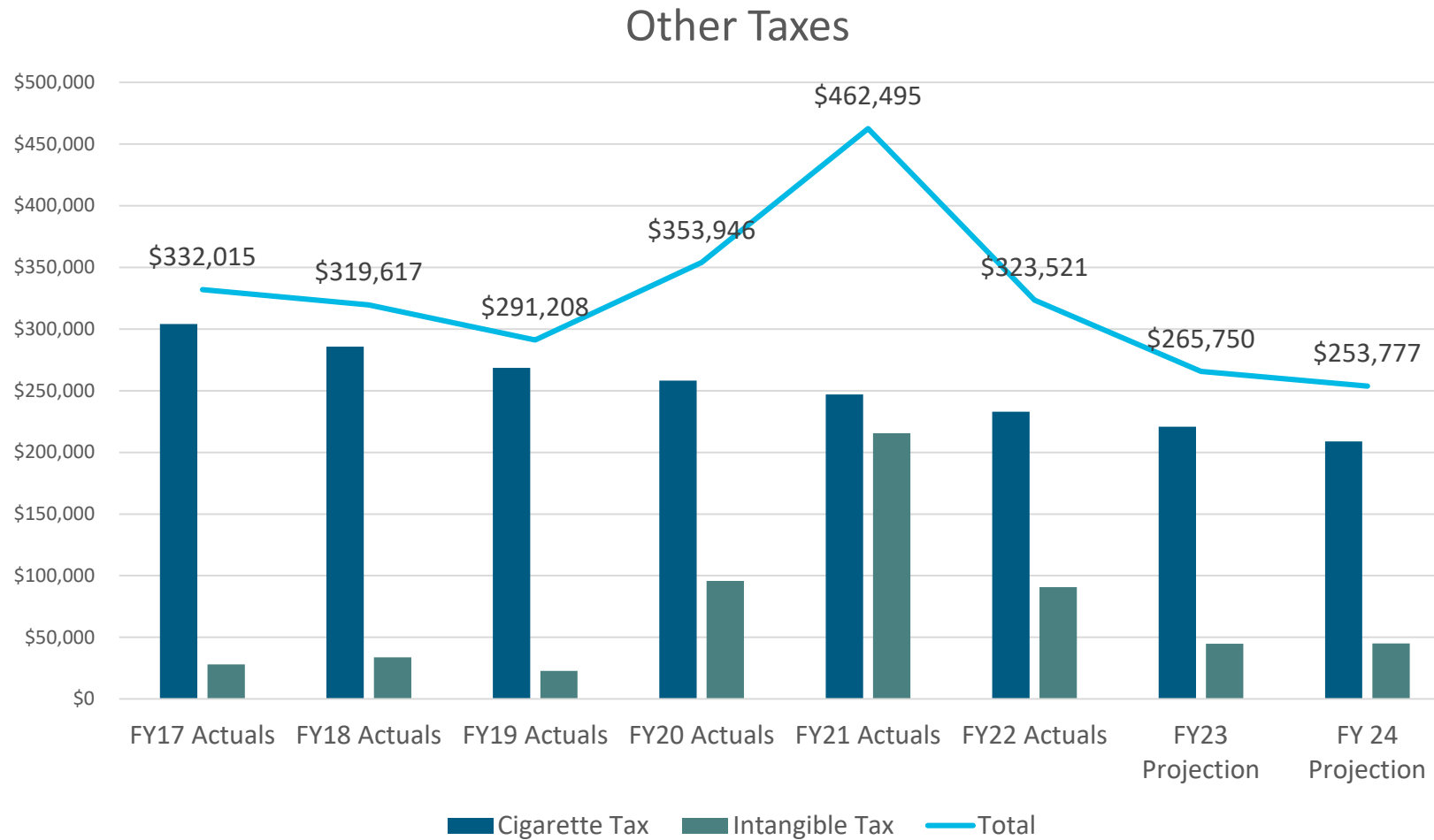


Other Taxes

Category	FY22 Actuals	FY23 Budget	FY23 Projections	FY24 Projection
Cigarette Tax	\$232,922	\$218,910	\$220,905	\$208,777
Intangible Tax	\$90,599	\$79,097	\$44,845	\$45,000
Total	\$323,521	\$298,007	\$265,750	\$253,777

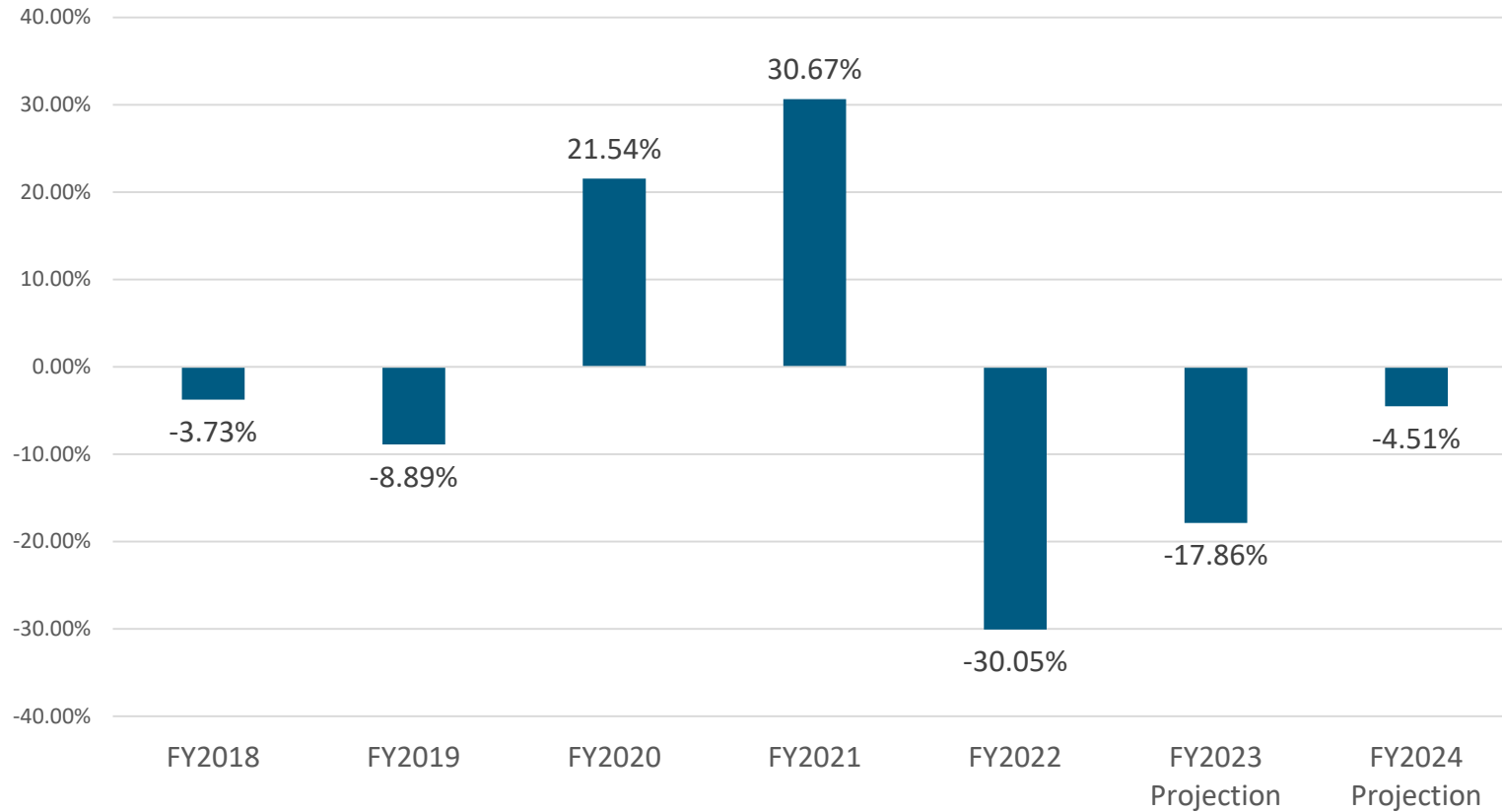


Other Taxes



Other Taxes

Total Other Tax YoY % Change

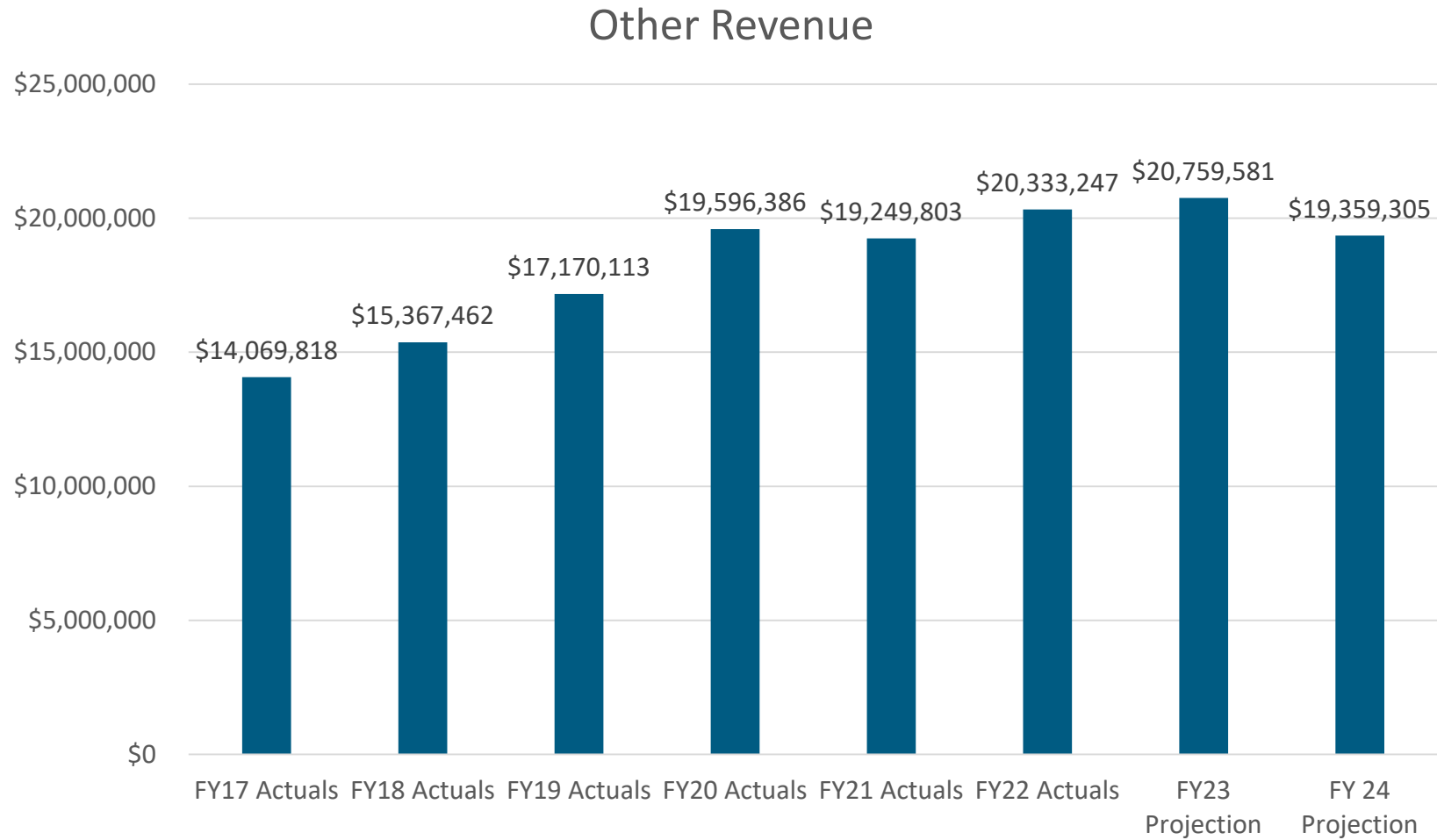


Other Revenue

Category	FY22 Actuals	FY23 Budget	FY23 Projections	FY24 Projection
Total Fines & Forfeitures	\$879,839	\$1,081,610	\$923,831	\$1,034,207
Total Licenses & Permits	\$4,213,866	\$3,744,674	\$3,329,356	\$2,815,500
Total Intergovernmental	\$1,694,247	\$1,744,763	\$1,721,763	\$1,709,710
Total Charges for Service	\$10,167,602	\$9,694,036	\$10,370,954	\$10,376,975
Total Material & Fuel Sales	\$3,289	\$3,330	\$2,563	\$4,000
Total Investment Earnings	(\$981,122)	\$137,280	(\$52,618)	(\$1,118,480)
Total Other	\$3,542,594	\$3,737,806	\$3,737,806	\$3,734,771
Total Transfers In	\$812,921	\$708,024	\$725,926	\$802,622
Total	\$20,333,237	\$20,851,523	\$20,759,581	\$19,359,305



Other Revenue



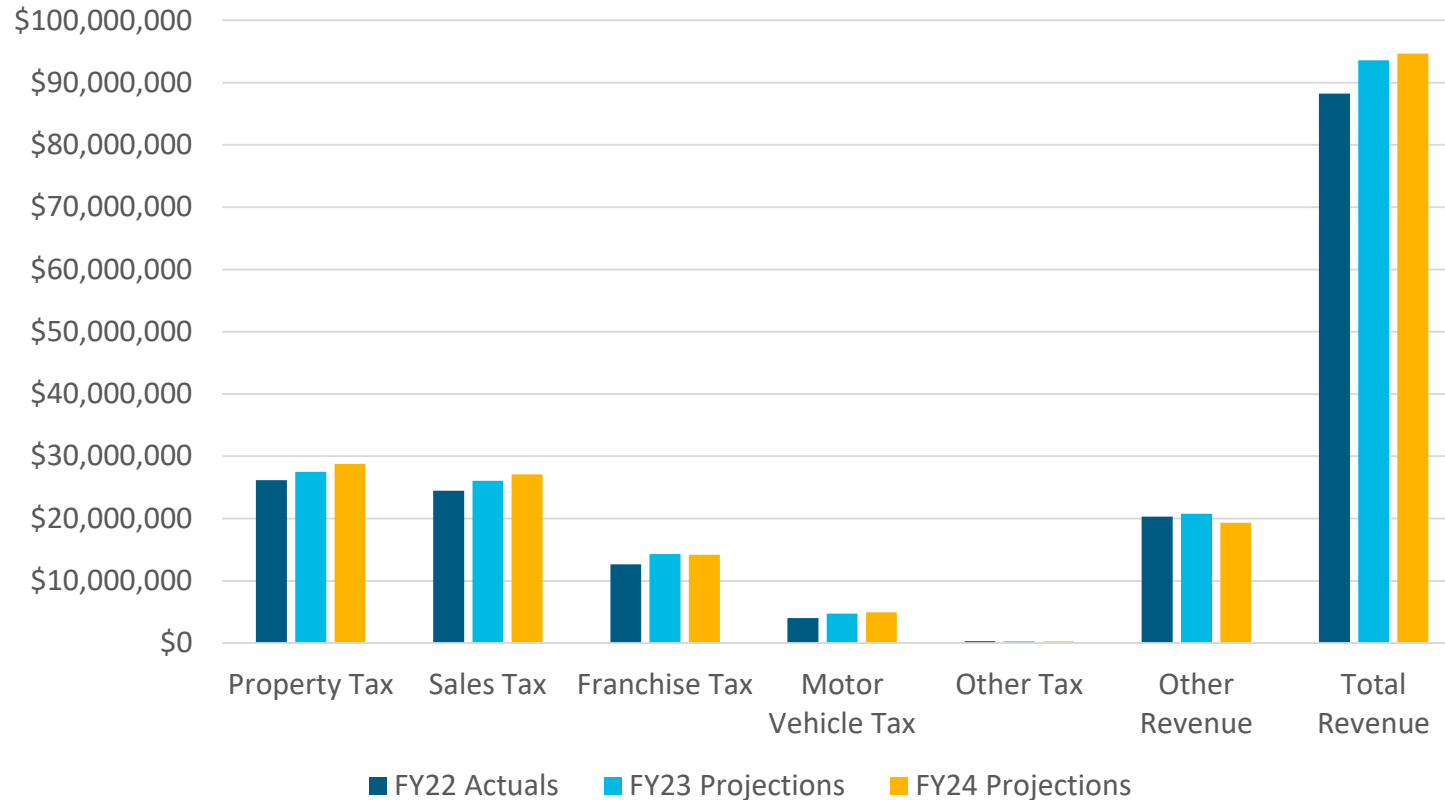
Total Revenue

Category	FY22 Actuals	FY23 Budget	FY23 Projections	FY24 Projections
Property Tax	\$26,170,747	\$25,183,791	\$27,486,142	\$28,810,567
Sales Tax	\$24,492,448	\$24,493,861	\$26,080,356	\$27,069,277
Franchise Tax	\$12,658,933	\$12,394,014	\$14,274,596	\$14,207,299
Motor Vehicle Tax	\$4,039,392	\$3,962,250	\$4,729,094	\$4,966,983
Other Tax	\$323,521	\$298,007	\$265,750	\$253,777
Other Revenue	\$20,333,237	\$20,851,523	\$20,759,581	\$19,359,305
Total Revenue	\$88,251,171	\$87,183,446	\$93,595,518	\$94,667,208




Total Revenue

Revenue Comparison



YoY % Change from FY23 Projections	
Property Tax	4.82%
Sales Tax	3.79%
Franchise Tax	-0.47%
Motor Vehicle Tax	5.03%
Other Tax	-4.51%
Other Revenue	-6.75%
Total Revenue	1.14%



Public Safety Sales Tax

Public Safety Sales Tax Projection

Sales Tax	\$11,200,000
Use Tax	\$2,100,000
Total	\$13,300,000

