






THE CHARLOTTE

Lifestyle
COLLECTION

-  Reverse
-  4 Bedrooms
-  3 Bathrooms
-  3 Car Garage
-  2,329 Sq. Ft (approx.)








(816) 246-6700 | summithomeskc.com | sales@summithomeskc.com

Plan illustrations are not to scale, and some optional features may be shown. Specifications are updated continuously to serve our customers better and are subject to change without notice. Exterior material specifications and placement may vary per community.

THE JASMINE

Lifestyle
COLLECTION

-  Reverse
-  4 Bedrooms
-  3 Bathrooms
-  3 Car Garage
-  2,615 Sq. Ft (approx.)








(816) 246-6700 | summithomeskc.com | sales@summithomeskc.com

Plan illustrations are not to scale, and some optional features may be shown. Specifications are updated continuously to serve our customers better and are subject to change without notice. Exterior material specifications and placement may vary per community.

THE PALMER II

Lifestyle
COLLECTION

-  2 Story
-  4 Bedrooms
-  3.5 Bathrooms
-  3 Car Garage
-  2,439 Sq. Ft (approx.)








(816) 246-6700 | summithomeskc.com | sales@summithomeskc.com

Plan illustrations are not to scale, and some optional features may be shown. Specifications are updated continuously to serve our customers better and are subject to change without notice. Exterior material specifications and placement may vary per community.

THE WATERFORD

Lifestyle
COLLECTION

-  1.5 Story
-  4 Bedrooms
-  2.5 Bathrooms
-  3 Car Garage
-  2,137 Sq. Ft (approx.)








(816) 246-6700 | summithomeskc.com | sales@summithomeskc.com

Plan illustrations are not to scale, and some optional features may be shown. Specifications are updated continuously to serve our customers better and are subject to change without notice. Exterior material specifications and placement may vary per community.

THE WINFIELD

Lifestyle
COLLECTION

-  2 Story
-  4 Bedrooms
-  3.5 Bathrooms
-  3 Car Garage
-  2,323 Sq. Ft (approx.)



(816) 246-6700 | summithomeskc.com | sales@summithomeskc.com

Plan illustrations are not to scale, and some optional features may be shown. Specifications are updated continuously to serve our customers better and are subject to change without notice. Exterior material specifications and placement may vary per community.