












LEE'S SUMMIT
MISSOURI®

Budget Update
May 4, 2026


FY26 General Fund Revenue Through April

Ledger Account	Annual Budget	Actuals		% of Budget Utilized (Target: 83%)
		Through April	Remaining Budget	
Property Tax	\$31,797,878	\$31,803,246	\$5,368	 100.0%
Sales/Use Tax	\$28,506,587	\$24,045,822	(\$4,460,765)	 84.4%
Motor Vehicle Tax	\$6,063,822	\$5,037,628	(\$1,026,194)	 83.1%
Franchise Tax	\$14,283,424	\$11,346,389	(\$2,937,035)	 79.4%
Fines and Forfeitures	\$1,301,506	\$1,032,716	(\$268,790)	 79.3%
Licenses and Permits	\$3,646,111	\$3,127,036	(\$519,075)	 85.8%
Charges for Service	\$10,545,580	\$9,074,505	(\$1,471,075)	 86.1%
Other Revenue	\$4,630,803	\$2,373,858	(\$2,256,945)	 51.3%
Transfers In	\$527,771	\$357,652	(\$170,119)	 67.8%
Total	\$101,303,482	\$88,198,852	(\$13,104,630)	87.1%







FY26 General Fund Expense Through April

Ledger Account	Annual Budget	Actuals Through April	Remaining Budget	% of Budget Utilized (Target: 83%)
Personnel	\$63,233,506	\$55,941,173	(\$7,292,333)	↔ 88.5%
Supplies	\$4,696,423	\$2,636,866	(\$2,059,557)	↑ 56.1%
Services	\$7,492,745	\$4,418,227	(\$3,074,518)	↑ 59.0%
Fees, Claims and Disbursements	\$5,504,827	\$4,899,921	(\$604,906)	↔ 89.0%
Repairs and Maintenance	\$5,403,623	\$3,527,494	(\$1,876,129)	↑ 65.3%
Capital	\$145,190	\$206,015	\$60,825	↔ 141.9%
Finance Charges	\$30,039	\$20,760	(\$9,279)	↑ 69.1%
Transfers Out	\$17,719,677	\$15,137,089	(\$2,582,588)	↑ 85.4%
Total	\$104,226,030	\$86,787,545	(\$17,438,485)	83.3%

FY26 PSST Revenue Through April

Ledger Account	Annual Budget	Actuals Through April	Remaining Budget	% of Budget Utilized (Target: 83%)
Sales/Use Tax	\$14,072,046	\$11,670,330	(\$2,401,716)	 82.9%

FY26 PSST Expense Through April

Ledger Account	Annual Budget	Actuals Through April	Remaining Budget	% of Budget Utilized (Target: 83%)
Personnel	\$11,832,426	\$7,803,974	(\$4,028,452)	 66.0%
Supplies	\$980,283	\$191,732	(\$788,551)	 19.6%
Services	\$401,570	\$72,319	(\$329,251)	 18.0%
Repairs and Maintenance	\$245,605	\$188,878	(\$56,727)	 76.9%
Capital	\$1,476,898	\$892,153	(\$584,745)	 60.4%
Transfers Out	\$2,316,679	\$2,068,926	(\$247,753)	 89.3%
Total	\$17,253,461	\$11,217,982	(\$6,035,479)	65.0%

FY27 Budget Update

- Updates Since April 20 F&BC Meeting:
 - **Revenue Enhancements**
 - Property Tax Assumption
 - Sales Tax Assumption
 - Future Fee Study
 - **General Fund Budget**
 - Evaluating Various Scenarios, Including Restructuring Timelines
 - Goal to Modernize Workflow, Streamline Service Delivery and Reduce Redundancies
 - Long-term Evaluation of IT Equipment and Fleet to Find Efficiencies
 - Reduce Non-Essential Vehicles
 - Extend Replacement Cycles
 - Explore Shared-Use Strategies
 - Minimize Duplicative Software

FY27 Budget Options

	Version A	Version B	Version C
Strategy	Funding at FY25 Levels	Limit Public Safety Impacts	Hiring Freeze
Revenue	\$117,085,756	\$117,724,678	\$117,724,678
Expense*	\$115,446,486	\$118,244,356	\$118,159,913
Surplus (Deficit)	\$1,639,270	(\$519,678)	(\$435,235)
Core General FTE Filled	14	27	0
Public Safety FTE Filled	28	2	0
Budgeted Vacancy Savings	(\$500,000)	(\$1,300,000)	(\$2,039,144)
Core General FTE Vacant	13.76	9.12	29.88
Public Safety FTE Vacant	16	2	0
Total FTE Impact	71.76	40.12	29.88

*Vacancy Savings Included in Expense

Next Steps

May 4:

F&BC Budget Discussion

May 18:

F&BC General Fund & Other Funds Presentation

June 2:

City Council Public Hearing; First Reading

June 9:

City Council Second Reading

FY27 Budget Actions

Budget Actions	Amount
Initial Funding Gap	(\$13,463,580)
Savings from FY25 Levels	\$12,551,112
Core General Wage Enhancements	\$2,000,000
Add Back Public Safety	(\$7,067,920)
Revenue Enhancements	\$638,922
Increase Vacancy Savings	\$1,539,144
Equipment Replacement Program Reductions	\$339,044
Hiring Freeze	\$3,028,043
Funding Gap*	(\$435,235)

**Version C Funding Gap*