

Public Hearing

Community and Economic Development Committee

Community Development Block Grant Program

- 2018-2019 Action Plan Draft



4:30 P.M.

March 21, 2018



CDBG Program

Intro to CDBG

Lee's Summit is an Entitlement community. As an Entitlement community, Lee's Summit receives annual allocation of funds from the U.S. Department of Housing and Urban Development (HUD) through the Community Development Block Grant Program (CDBG).

Three National Objectives:

1. Benefit low-to-moderate income (LMI) persons
2. Address slums or blight; or,
3. Address a particularly urgent community need (disaster response)

Intro to CDBG

HUD CDBG Program FOCUS:

1. Low-to-Moderate Income Population
2. Persons with Special Needs (*seniors, abuse victims, disabilities, etc.*)
 - A. Housing, Affordability, Availability, and Living Conditions
 - B. Assistance and Services for LMI
 - C. Services for Special Needs
 - D. Facilities for Special Needs
 - E. Public Improvements for LMI or Special Needs
 - F. Economic opportunities for LMI or Special Needs

HUD Required Plans

- **Consolidated Plan (5 Year Strategic Plan)** – identifies community needs, prioritizes those needs, detailed strategies (goals and objectives) to address identified needs. (adopted three years ago)
- **Citizen Participation Plan** – Plan that sets forth policies and processes to encourage public participation in plan preparation and amendments. Revisions are on an as needed basis. (adopted three years ago)
- **Action Plan (Annual Plan of Actions)** – more detailed plan with specific projects, activities, and budget for each of the 5 program years (July – June). This is our 3rd year action plan.

The Action Plan

Action Plan Requirements

- Must identify annual goals and objectives and they must be directly linked to CON Plan goals and objectives.
- Must identify programs/projects to be carried out.
- Must specify how these programs/projects will be funded.
- Must indicate performance measures and anticipated accomplishments.

Action Plan Components

- AP-05 Executive Summary
- PR-05 Lead & Responsible Agencies
- AP-10 Consultation
- AP-12 Participation
- AP-15 Expected Resources
- AP-20 Annual Goals and Objectives
- AP-35 Projects
- AP-38 Projects Summary
- AP-50 Geographic Distribution
- AP-55 Affordable Housing
- AP-60 Public Housing
- AP-65 Homelessness and Other Special Needs Activities
- AP-75 Barriers to Affordable Housing
- AP-85 Other Actions
- AP-90 Program Specific Requirements

Action Plan Core Process

- Funding Application (Jan. – Feb.)
- Staff Review (Feb.)
- Staff Evaluation & Prioritization (Feb. – Mar.)
- Staff Funding Recommendation (Mar.)
- Council CEDC Public Hearing & Recommendation (Mar. – Apr.)
- Public Review and Comment Period (Mar. – Apr.)
- City Council Adoption (May – Jun.)
- HUD Approval

Recent Grant Levels

2010-11	\$340,946.00
2011-12	\$287,372.00
2012-13	\$288,907.00
2013-14	\$305,228.00
2014-15	\$338,070.00
2015-16	\$365,566.00
2016-17	\$369,299.00
2017-18	\$354,769.00
<i>2018-19</i>	<i>?\$\$\$?</i>

Remaining CDBG Funds for Reallocation

2014-15	\$146.12
2015-16	\$0.57
2016-17	\$17,191.11
2017-18	Program in Progress
Total Remaining	\$17,337.80

Evaluation and Prioritization

- Funding requests were first evaluated to determine:
 - Completeness of application;
 - Eligibilities (Agency, Program and Beneficiaries);
 - Meeting priority needs identified in Consolidated Plan;
 - Helping to achieve the goals and objectives of CON Plan;
 - and,
 - Agency capacity to carry out CDBG funded activity in full compliance of the federal regulations and City standards.

Evaluation and Prioritization

- Requests were prioritized taking into account:
 - Funding availability and constraints (caps)
 - Admin (20%)
 - Public service (15%)
 - At least 70% must be used to benefit low-to-moderate persons
 - Existing services City's CDBG program has been supporting or new service
 - How the program/project has been funded in the past
 - Urgency and consequences if not funded
 - Agency's past history of performance and compliance risks

Next Step

- Applicants will present their programs/ projects and funding requests
- Staff will present funding recommendations
- CEDC will discuss funding options
- CEDC will approve a recommendation for Council action

Funding Request Presentation

City of Lee's Summit

CDBG Program Administration

Funding Request: \$40,000

Funding category: Planning and Admin

Subject to: 20% Cap of Total Grant

Funding Request Presentation

Coldwater of Lee's Summit

BackSnack Program

Funding Request: \$5,500

Funding category: Public Service

Subject to: 15% Cap of Total Grant

Coldwater's Harvesters' BackSnack Program

2017-18 School Year:
CDBG request to fund 22 of the 178
students from 6 elementary schools
& Summit Ridge Academy



Lee's Summit's Chronically Hungry Children

More than 600 chronically hungry elementary age children in Lee's Summit, according to Harvesters' research

Coldwater funds up to 178 Harvesters' BackSnacks



HOW Harvesters' BackSnacks (weekend food backpacks) MAKE A DIFFERENCE

An evaluation of the program has shown the following:

- Grades improved by as much as 18%.
- BackSnack students had 14% fewer absences and 23% fewer tardies.
- 34% of parents say their children's health improved and 33% say their self-esteem improved.
- Schools report discipline issues for BackSnack students were cut in half.
- Teachers see significant improvement in social skills, responsibility, participation and behavior.



Funding Request Presentation

Coldwater of Lee's Summit

New Building

Funding Request: \$200,000

Funding category: Public Facility

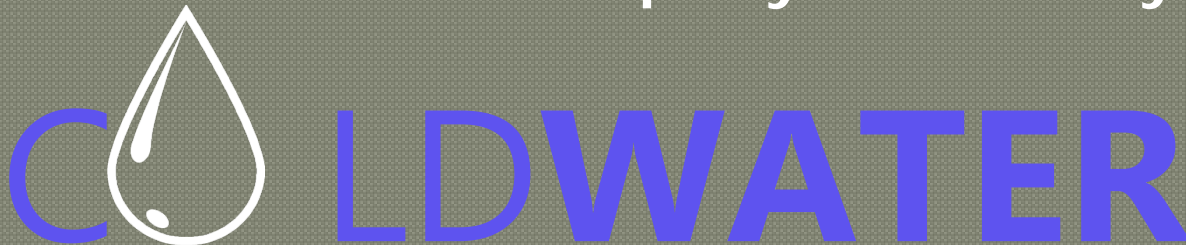
Subject to: No Cap

Construction of Coldwater Building

Why Now?

Coldwater has until August 2019 to relocate

Access to land lease until August 2020
for \$1 per year for 99 years



Construction of Coldwater Building

Why is it needed?
This past year Coldwater distributed ...

More than 65,000 pounds of food
More than 17,800 items of clothing
More than 6,000 weekend backpacks
of food during the school year
More than 5,900 Summer Lunches



If NOT now

At least 450 individuals will lose their source for supplemental food, milk and free clothing each month

More than 200 kids will lose their source of weekend food during the school year

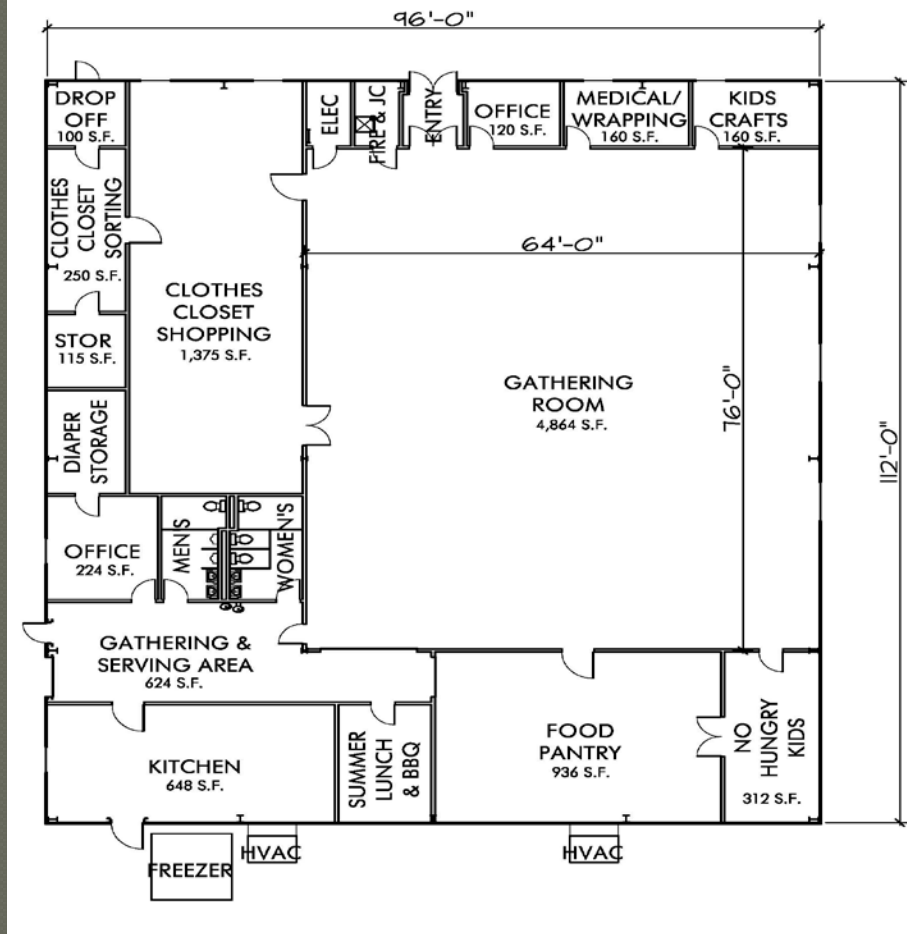
More than 125 kids a day will lose their source for lunch Monday through Friday during the summer

FUTURE COLDWATER BUILDING

10,000 square feet
\$985,920







5,000 + square foot open area

for serving food, packing weekend backpacks of food, and organizing supplies for volunteers to take to Summer Lunches & BBQs

900 + square foot Food Pantry

for nonperishable food; refrigeration for perishables including milk, vegetables and fruit; hygiene products; and cleaning supplies

1,840 square foot Clothing Closet

including drop off, sorting, storage areas as well as an open area for clothing racks and shelves of shoes, linens and household items

648 square foot commercial kitchen

for preparing hot meals for families who come to the food pantry year-round and lunches for children in the summer

Rooms for:

- Storage for weekend backpacks of food
- Storage for Summer Lunches & BBQs
- Health screenings, flu shots, educational presentations, children's crafts, etc.



Funding Request Presentation


Hope House

Children's Therapy Services

Funding Request: \$20,000

Funding category: Public Service

Subject to: 15% Cap of Total Grant



HOPE HOUSE'S CHILDREN'S THERAPY PROGRAM



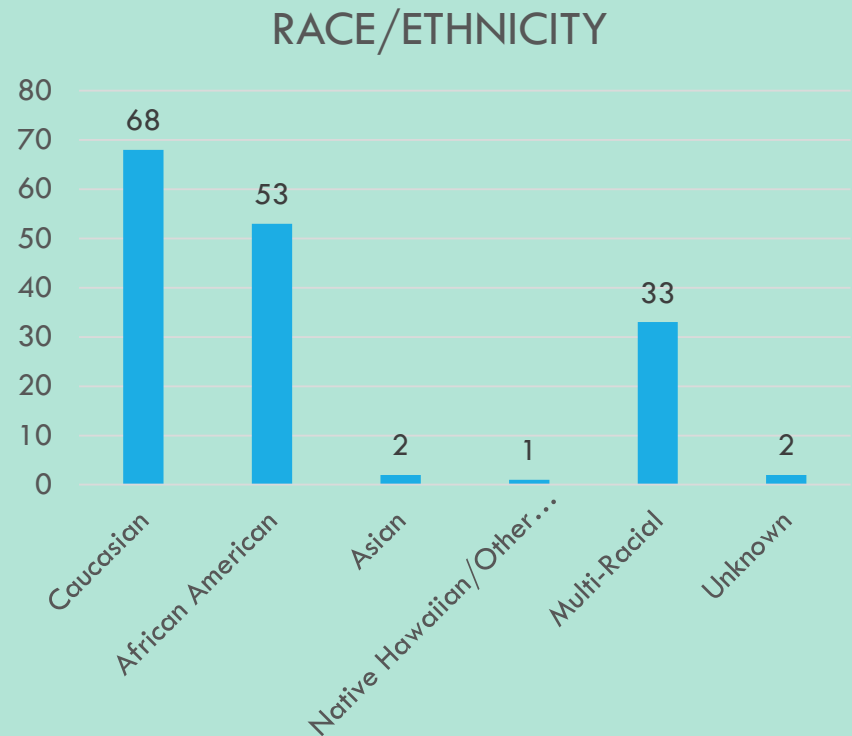
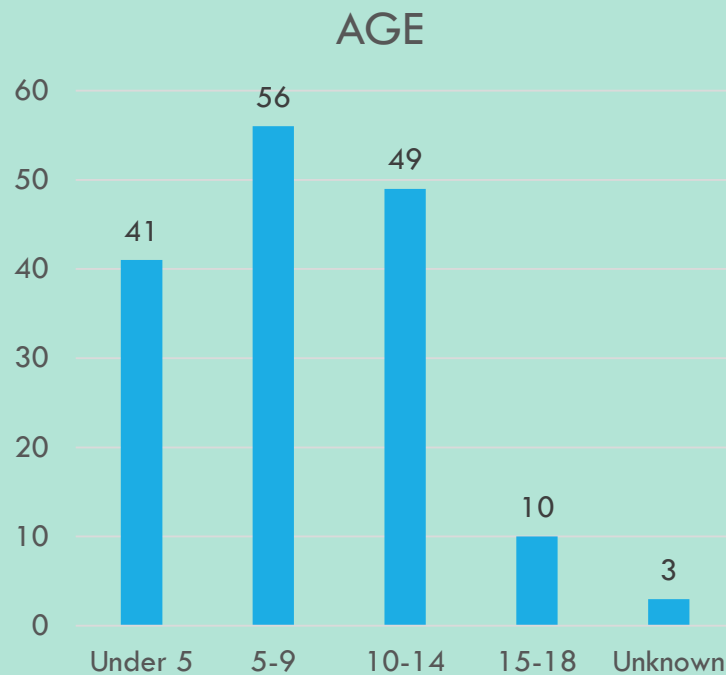


CHILDREN'S THERAPY PROGRAM

- Focuses on issues relevant to children who have been exposed to violence, such as self-esteem, safety planning, conflict resolution skills, and healthy ways of managing one's emotion.
- Includes individual, group, and family therapy for children ages pre-school through 18 years of age.
- Available for children in residential and nonresidential services.
- CDBG funds will provide approximately 70 children with 190 units of therapeutic services.

NUMBER SERVED & DEMOGRAPHICS (CY 2017)

Total Number of Children Served: 179



Funding Request Presentation

ReDiscover

Parenting with Love and Logic

Funding Request: \$1,147.00
Funding category: Public Service
Subject to: 15% Cap of Total Grant

Help, Hope, and Healing

ReDiscover

CDBG Funding and Children's Behavioral Health Care

Danielle Robbins-Gregory
Vice President, ReDiscover

Help, Hope, and Healing

ReDiscover

ReDiscover, a nonprofit community mental health center, provides comprehensive programs and services for people whose lives have been affected by mental illness or substance use disorders.

2017 in Review

10,121



individuals served in 2017



We have 14 service sites located throughout Jackson County, MO



15,446

crisis calls answered in 2017



Overview of Need

Love & Logic

- Under-resourced families
- Early intervention for parents
- 250 parents, 500 children



Case Management

- Families experience life stressors
- Children at risk for illness, injury, academic issues, emotional disturbance
- Case management and therapy
- 200+ students
- 4,000 students reached through school assemblies
- Funding from COMBAT, MO DMH, Medicaid, local foundations, CDBG

5 Children will
die from abuse or
neglect today.

Overview of Services

Love & Logic

- Parents more skilled in interactions with children
- Prepares children to accept choices and consequences
- 5 week classes
- CDBG Scholarships include:
 - free on-site child care
 - participant handbooks
 - ongoing support
 - refresher classes

Case Management

- At-risk Lee's Summit Elementary School children (K-6) referred by parents, faculty, administrators, SROs
- Assessment, education, therapy, referral
- Provided in the schools by licensed, qualified mental health professionals
- Year round, before and after school, weekends and evenings

Key Findings

- 64% improved school attendance
- 81% maintained clean discipline record or had fewer offenses
- 87% improved academic performance
- 89% agreed it was wrong to use illegal drugs
- 90% of students agreed that alcohol, cigarettes, and illegal drugs are bad
- 95% agreed it was wrong to use prescription drugs not prescribed
- 97% said it was wrong to get in trouble with law

Funding Request Presentation

ReDiscover

Case Management

Funding Request: \$7,079.00
Funding category: Public Service
Subject to: 15% Cap of Total Grant

Funding Request Presentation

Center for Conflict Resolution

Community Mediation Service


Funding Request: \$3,000

Funding category: Public Service

Subject to: 15% Cap of Total Grant



Center for Conflict Resolution
Prevent · Educate · Restore



Funding Request Presentation

Lee's Summit Housing Authority

Duncan Estates Bathroom Rehab

Funding Request: \$150,000

Funding category: Other

Subject to: No Cap

Funding Request Presentation

Lee's Summit Housing Authority

Development Specialist

Funding Request: \$59,750

Funding category: Planning & Admin

Subject to: 20% Cap

CDBG Program & CFP Program

- The Lee's Summit Housing Authority completes a 5-Year plan that adopts many of the objectives found in the CDBG Consolidated Plan of the City. The current plan period is FY 2015- FY 2019.
- Physical Improvements and modernization priorities of the property is determined by UPCS inspections by HUD/REAC and other factors including useful life expectancies of equipment and systems and maintenance records.
- Funding for modernization is provided through CDBG grant funding and Capital Improvements Program funding.

Funding Request Presentation

City of Lee's Summit

Minor Home Repair Program

Funding Request: \$150,000

Funding category: Other

Subject to: No Cap

Funding Request Presentation

City of Lee's Summit

First Time Homebuyer Program

Funding Request: \$24,000

Funding category: Other

Subject to: No Cap

Funding Allocation Recommendations

2018-19 Grant Available (Assumed)

\$354,769.00

Prior Year Leftovers Available

\$17,337.80

(only be used for OTHER category projects)

Discussion

CEDC Recommendation