


TITAN LED





LIGHTING SOLUTIONS






TITAN LED
 LIGHTING SOLUTIONS


Notice: Layout Contains 29 Total Lighting Fixtures

Luminaire Schedule			
Symbol	Qty	Label	Description
	6	66BR-6P-168-7-80 Titan L	36BR-6P-168-7-80 Hennessy Series 360 Watt Shoe
	1	32-BR-2P-56-9-80 Titan L	62BR-2P-56-9-80 Hennessy Series 148 Watt Shoe
	3	32-BR-2P-56-9-80 Titan L	62BR-2P-56-9-80 Hennessy Series 148 Watt Shoe
	6	12C-WP-60W-57-10 60W	12C-WP-60W-57K Hennessy Series 60 Watt Wall Pac



TITAN LED
LIGHTING SOLUTIONS

Calculation Summary					
Label	CalcType	Units	Avg	Max	Min
Ground_Planar	Illuminance	Fc	11.29	64.2	0.2



TITAN LED
LIGHTING SOLUTIONS

TITAN LED

LIGHTING SOLUTIONS

Luminaire Location Summary						
LumNo	Label	X = East to West	Y = North to South	Z = Elevation	Orient	Tilt
11	12C-WP-60W-57-10 60W Wall Pac	243.791	144.64	14	136.79	0
12	12C-WP-60W-57-10 60W Wall Pac	284.802	188.709	14	137.862	0
13	12C-WP-60W-57-10 60W Wall Pac	304.821	210.09	14	136.736	0
14	12C-WP-60W-57-10 60W Wall Pac	347.395	156.089	14	0	0
15	12C-WP-60W-57-10 60W Wall Pac	347.258	210.7	14	0	0
16	12C-WP-60W-57-10 60W Wall Pac	316.648	117.15	14	270	0
1	66BR-6P-168-7-80 Titan LED 2@90	341	377	25	332.021	0
2	66BR-6P-168-7-80 Titan LED 2@90	319.5	337	25	333.997	0
3	66BR-6P-168-7-80 Titan LED 2@90	266.5	247.5	25	321.546	0
4	66BR-6P-168-7-80 Titan LED 2@90	230	208.5	25	316.507	0
5	66BR-6P-168-7-80 Titan LED 2@90	149	123.5	25	320.711	0
6	66BR-6P-168-7-80 Titan LED 2@90	186.5	163	25	317.246	0
7	32-BR-2P-56-9-80 Titan LED 3@45	218	62	25	44.31	0
8	32-BR-2P-56-9-80 Titan LED 3@45	298.5	62	25	44.236	0
9	32-BR-2P-56-9-80 Titan LED 3@45	376	315.5	25	105.255	0
10	32-BR-2P-56-9-80 Titan LED 2@90	392.5	391	25	205.292	0



Hennessy Series 360 Watt Shoe Box
Model Number 66BR-6P-168-7-80



Hennessy Series 148 Watt Shoe Box
Model Number 32BR-2P-56-9-80



Hennessy Series 60 Watt Wall Pack
Model Number 12C-WP-60W-57-10